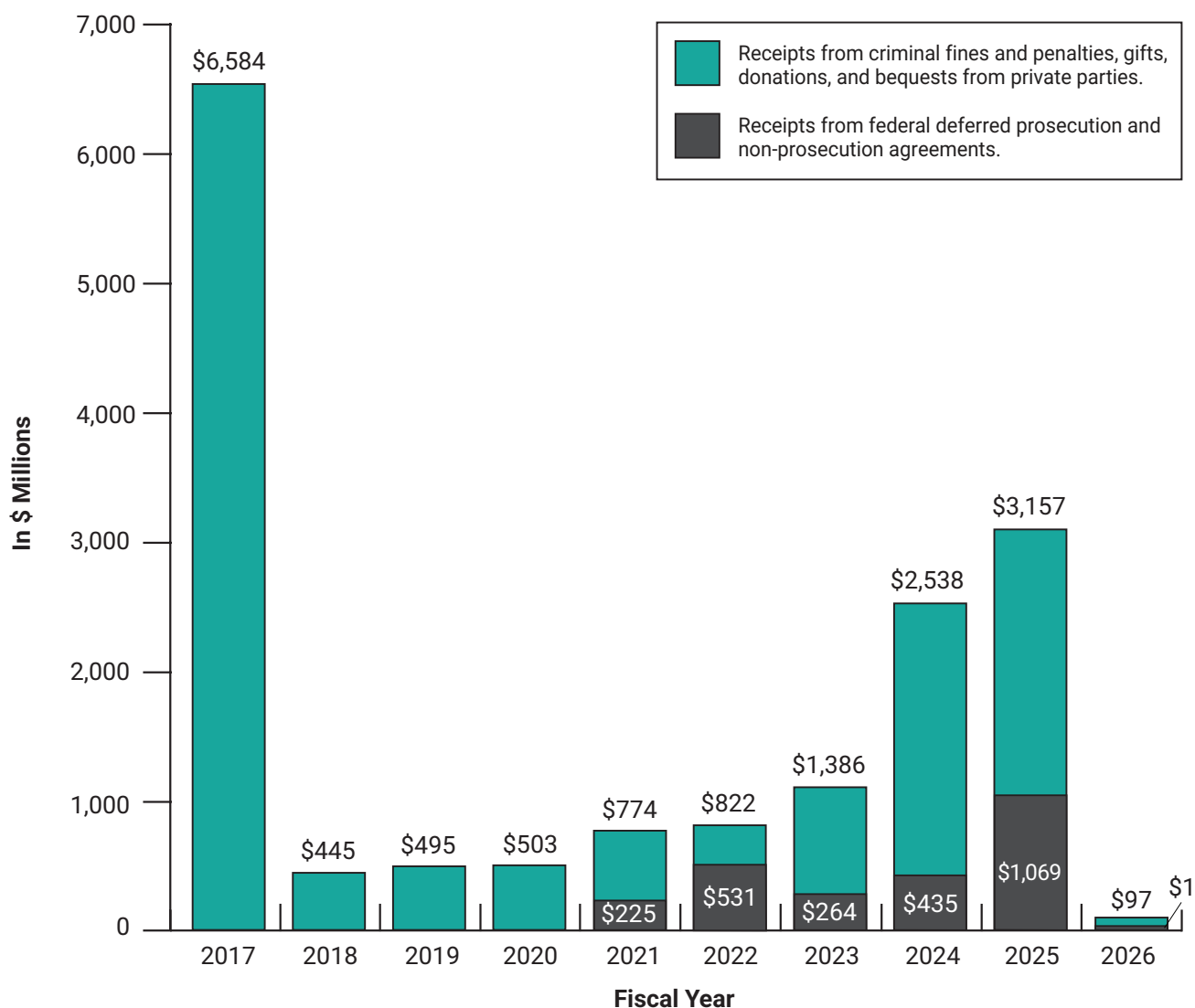


FY 2007–2026 Crime Victims Fund Annual Receipts (\$ Millions) (as of 11/30/2025)



Administered by OVC, the Crime Victims Fund is a special fund within the Treasury consisting of non-tax revenue (mostly fines, penalties, and bond forfeitures from convicted federal criminals). These receipts are collected through special assessments, criminal fines, and forfeited appearance bonds through the U.S. Attorneys' Offices. Federal revenues deposited into the fund also come from gifts, donations, and bequests by private parties.

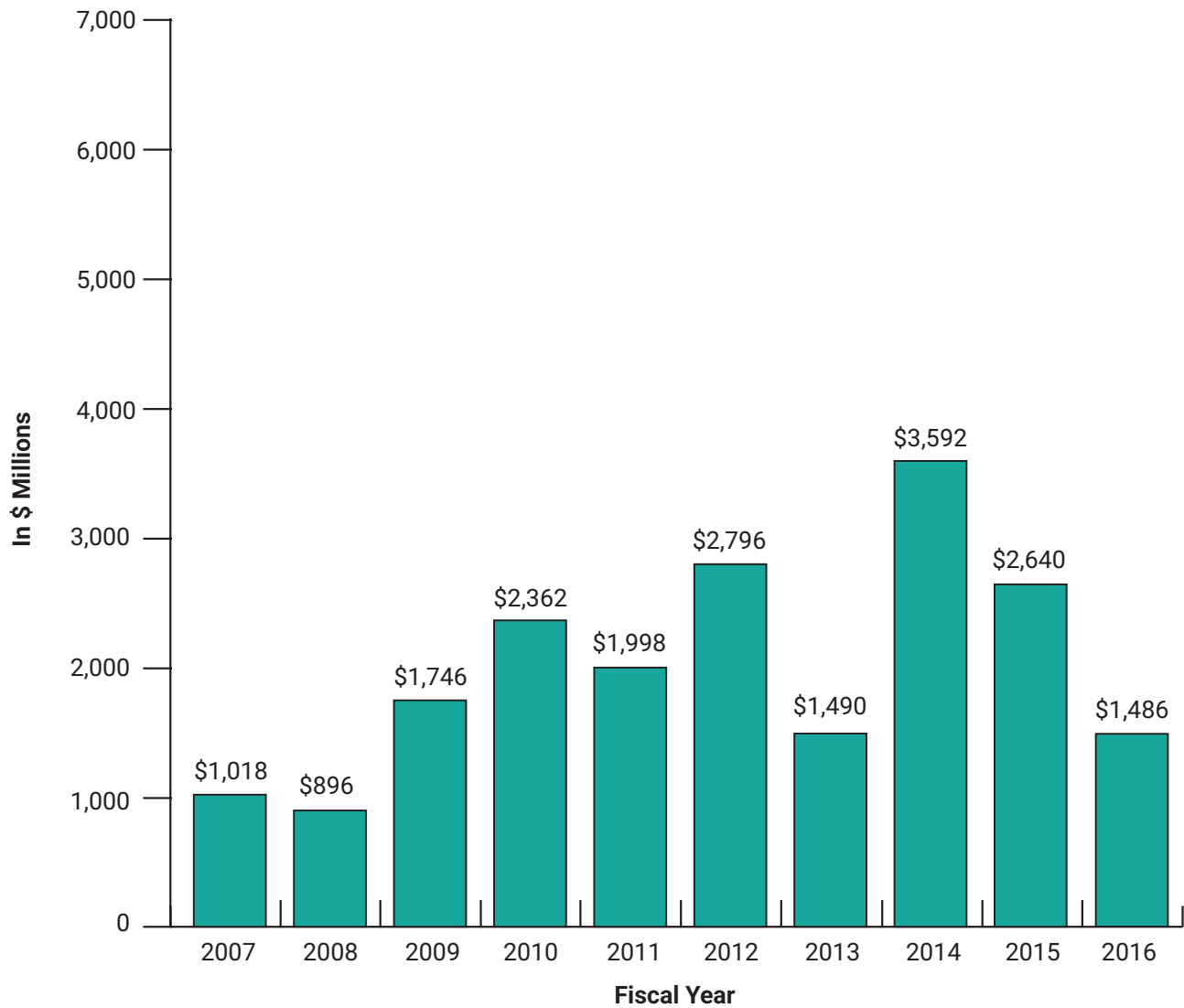
Signed into law on August 22, 2021, the VOCA Fix to Sustain the Crime Victims Fund Act of 2021 (VOCA Fix) requires monetary penalties from federal deferred prosecution and non-prosecution agreements to go into the Crime Victims fund. As of November 30, the total amounts received from deferred prosecution and non-prosecution agreements were approximately \$2.5 billion.

Certain deposits into the Fund (e.g., from the British American Tobacco (BAT) and Binance criminal resolutions) may be subject to further review and, in some instances, legal dispute. This may affect the availability of such deposits, and whether such deposits ultimately remain in the Fund or are moved (in whole or part) to other Treasury accounts administered by the Department (e.g., the U.S. Victims of State Sponsored Terrorism Fund).

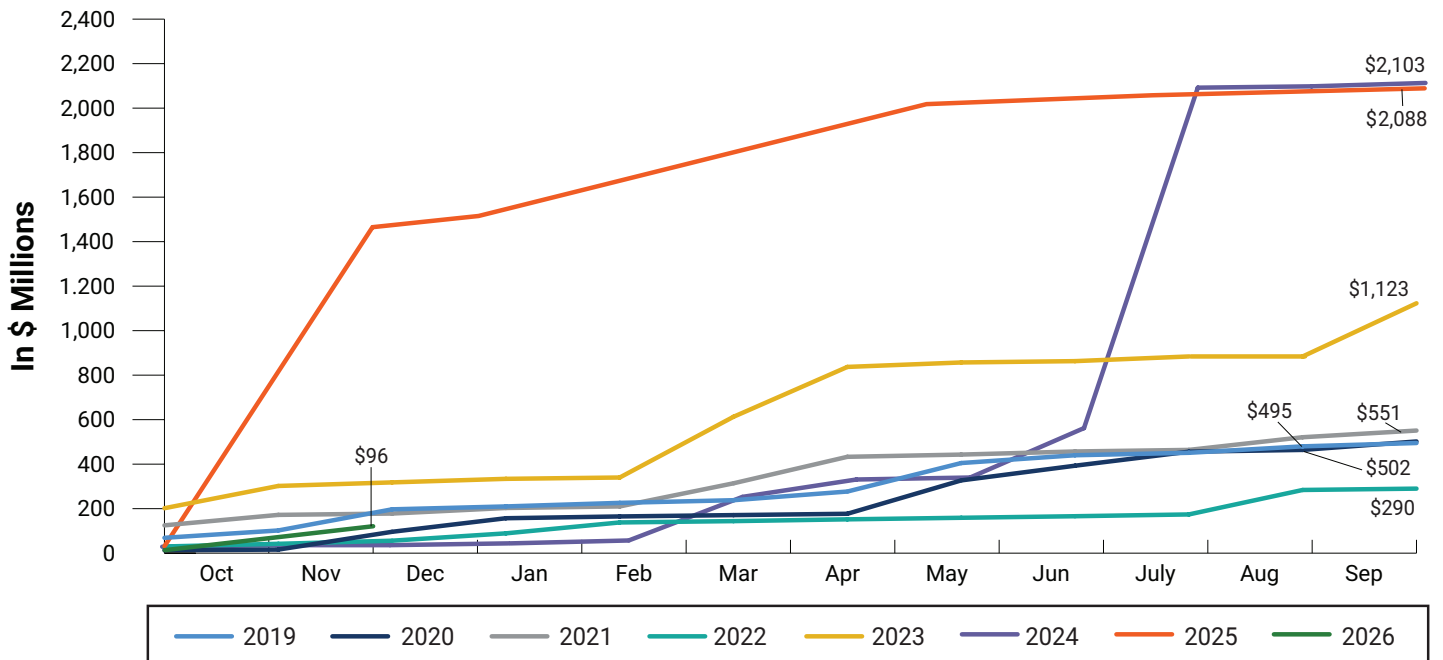
This bar graph and more information about the Crime Victims Fund are available through OVC's Crime Victims Fund webpage: <https://ovc.ojp.gov/about/crime-victims-fund>.

FY 2007–2026 Crime Victims Fund Annual Receipts (\$ Millions)

Continued from page 1 (as of 11/30/2025)



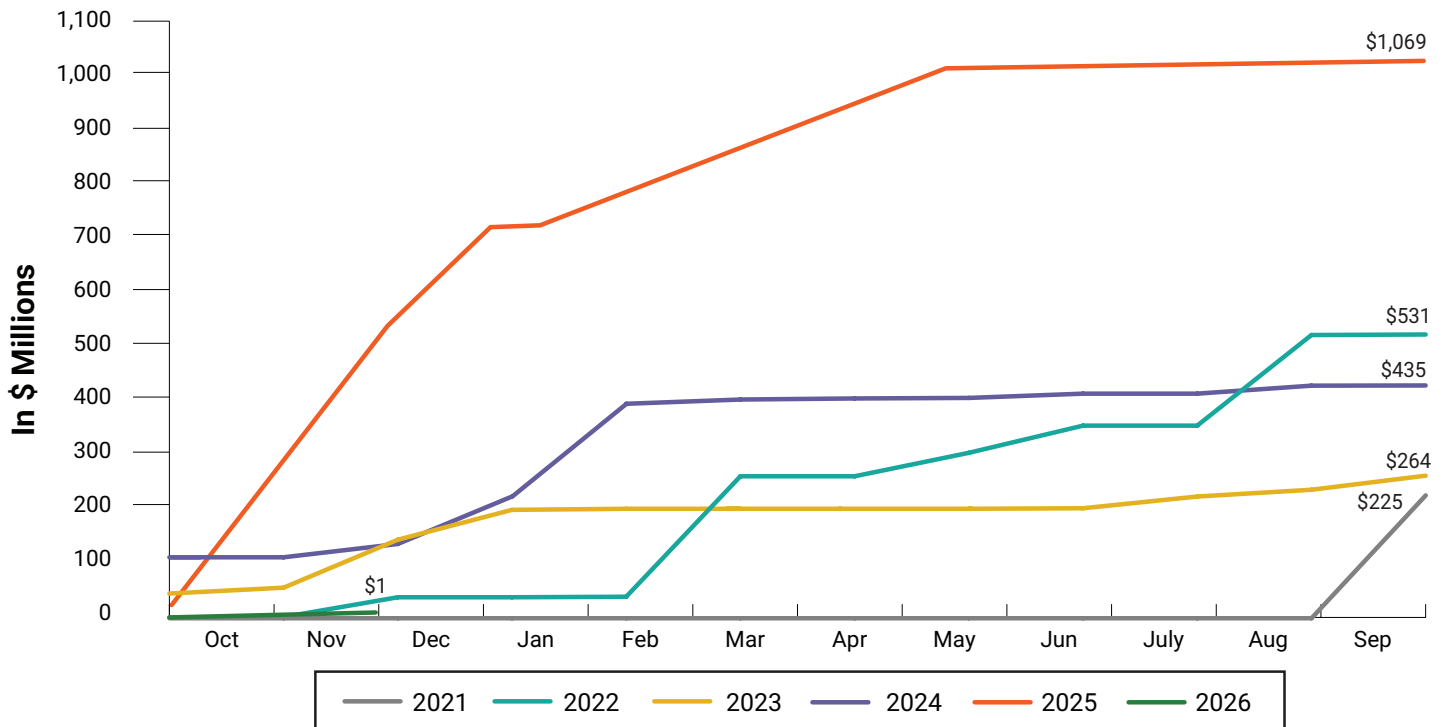
FY 2007–2026 Crime Victims Fund Cumulative Monthly Deposits (\$ Millions) Criminal Fines, Penalties, Gifts, Donations, and Bequests (as of 11/30/2025)



Fiscal Year	Oct	Nov	Dec	Jan	Feb	Mar	Apr	May	June	July	Aug	Sept
2019	\$69	\$102	\$197	\$210	\$226	\$238	\$277	\$405	\$440	\$451	\$480	\$495
2020	\$13	\$16	\$96	\$157	\$165	\$171	\$177	\$327	\$393	\$456	\$464	\$503
2021	\$125	\$172	\$178	\$203	\$210	\$314	\$433	\$443	\$457	\$464	\$521	\$550
2022	\$30	\$42	\$56	\$89	\$138	\$144	\$152	\$159	\$166	\$174	\$284	\$291
2023	\$202	\$302	\$318	\$334	\$340	\$613	\$837	\$857	\$863	\$875	\$884	\$1,123
2024	\$29	\$36	\$44	\$52	\$57	\$253	\$331	\$340	\$562	\$2,092	\$2,098	\$2,103
2025	\$31	\$1,465	\$1,505	\$1,515	\$1,541	\$1,570	\$1,755	\$2,094	\$2,101	\$2,017*	\$2,071	\$2,088
2026	\$12	\$96										

*In June 2025, the United States District Court for the Western District of Washington ordered that a deposit of \$112.032 million that was originally paid into the Crime Victims Fund be transferred to the Treasury Forfeiture Fund, resulting in negative CVF collections (-\$84.496 million) for July 2025.

FY 2007–2026 Crime Victims Fund Cumulative Monthly Deposits (\$ Millions) Deferred Prosecution and Non-Prosecution Agreements (as of 11/30/2025)



Fiscal Year	Oct	Nov	Dec	Jan	Feb	Mar	Apr	May	June	July	Aug	Sept
2021	\$-	\$-	\$-	\$-	\$-	\$-	\$-	\$-	\$-	\$-	\$-	\$225
2022	\$0	\$1	\$38	\$38	\$39	\$256	\$265	\$309	\$360	\$360	\$530	\$531
2023	\$45	\$56	\$146	\$202	\$204	\$204	\$204	\$204	\$205	\$206	\$227	\$264
2024	\$113	\$138	\$277	\$336	\$401	\$409	\$411	\$412	\$420	\$420	\$435	\$435
2025	\$21	\$493	\$622	\$674	\$937	\$899*	\$899	\$1,037	\$1,038	\$1,038	\$1,041	\$1,069
2026	\$-	\$1										

*The decrease from February 2025 to March 2025 is due to the reversal of a \$39 million criminal fine initially deposited in the Crime Victims Fund being subsequently directed to the Treasury Health Care Fraud Trust Fund.