



# Workplace Violence

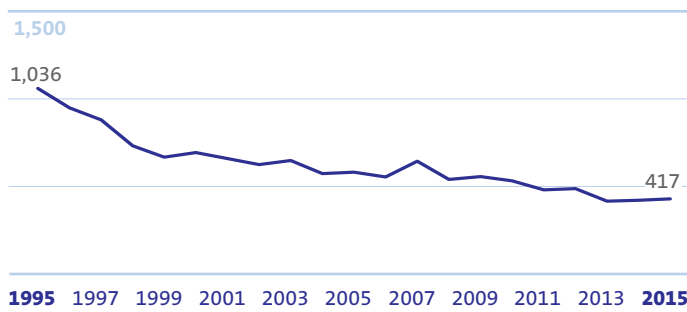
**Workplace violence is defined as violence or the threat of violence directed at someone on duty or at work.<sup>A</sup>**

Following a series of high-profile events, workplace violence has been recognized as an organizational, community, and societal issue. While workplace violence can range from physical assault to robbery to homicide, **the most common form of workplace violence is simple assault.** Simple assault is defined by the National Crime Victimization Survey (NCVS) as an attack, without a weapon, that results in no or minor injuries (e.g., cuts, scratches, black eyes) or any injury requiring fewer than two days in the hospital. Compared to violence outside the workplace, **workplace violence is fairly rare;** however, given the amount of time that Americans spend at work, it is an important subset of crime.

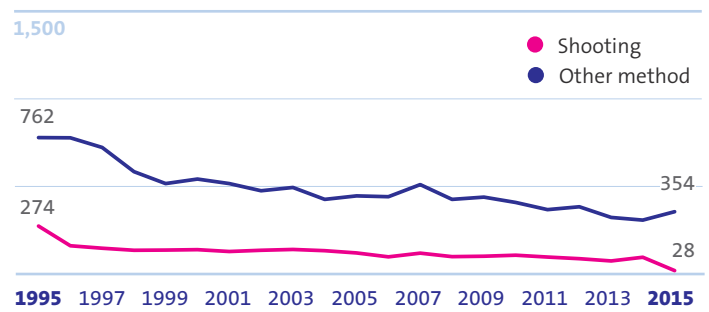
## HOMICIDE IN THE WORKPLACE

Since 1994, homicides occurring in the workplace have **declined**, from 1,036 in 1995 to 417 in 2015. In 2015, **homicide** accounted for about **9% of all fatal workplace injuries**, and firearm-related workplace homicides accounted for almost 85% of all workplace homicides. **Firearm-related workplace homicides have decreased** since 1995, from 762 to 354 in 2015.<sup>B</sup>

**Number of Homicides in the Workplace<sup>B</sup>**

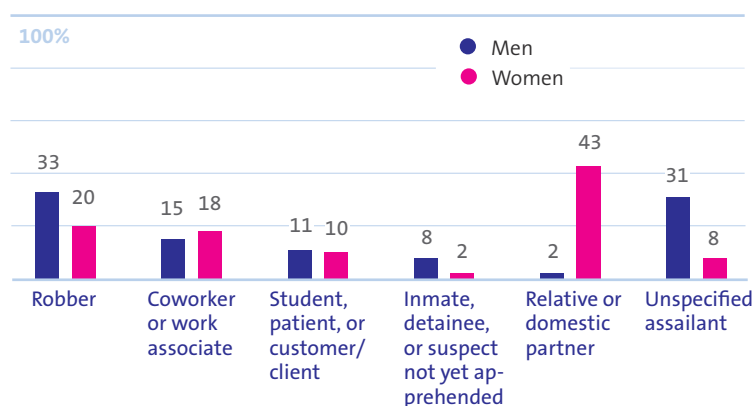


**Workplace Homicides<sup>B</sup>  
by method**



In 2015, **61 women and 356 men were victims of homicide** in the workplace. **Of these women, 43% were killed by a relative or a domestic partner**, compared to 2% of the men; 20% of the women were killed by a person committing a robbery, compared to 33% of the men; and 18% of the women were killed by a coworker or work associate, compared to 15% of the men.<sup>B</sup>

**Workplace Homicides<sup>B</sup>  
by victim sex and assailant type**



### DID YOU KNOW?

Of victims of nonfatal violent victimization in the workplace from 2005 to 2009:

**47% reported** their victimization to the police, compared to **52%** of people victimized outside the workplace.<sup>C</sup>

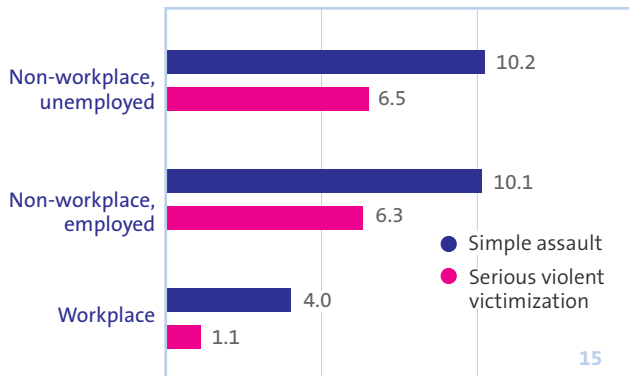
**87% were not injured**, compared to **71%** of people victimized outside the workplace.<sup>C</sup>

# CURRENT DATA ON NONFATAL WORKPLACE VIOLENCE

According to the NCVS, rates of simple assault and serious violent victimization (rape, robbery, and aggravated assault) are similar for unemployed individuals and employed individuals who are attacked outside the workplace.

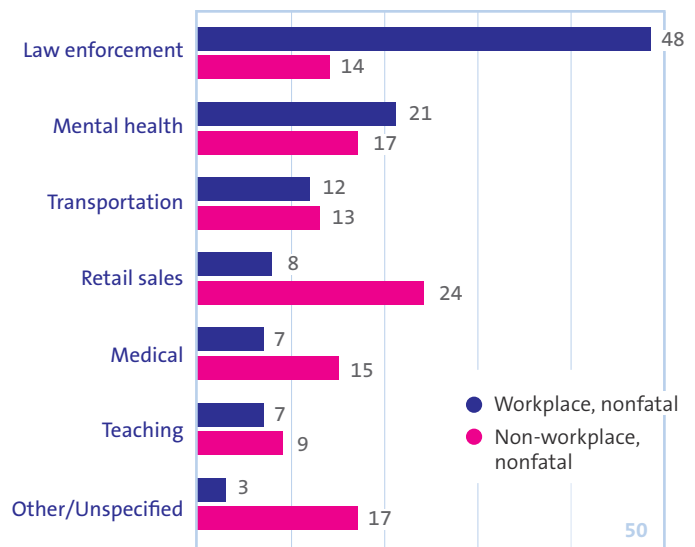
**The lowest rates of simple assault and serious violent victimization are experienced by employed individuals who are attacked in the workplace.<sup>C</sup>**

**Violence by Type of Crime and Location<sup>C</sup>**  
rate per 1,000 people age 16 and older



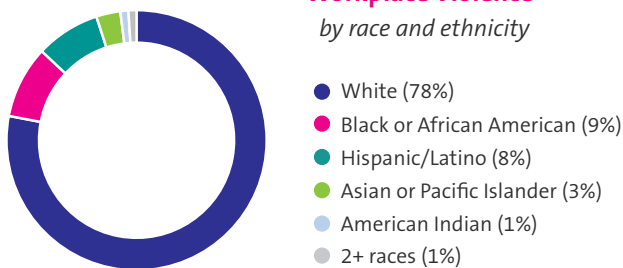
While individuals in many fields have a greater rate of victimization outside the workplace, individuals in some occupations are at a greater risk for violence in the workplace. **Law enforcement officers have the highest rate of workplace violence, followed by mental health professionals.<sup>C</sup>**

**Violence by Type of Crime and Field of Employment<sup>C</sup>**  
rate per 1,000 people age 16 and older

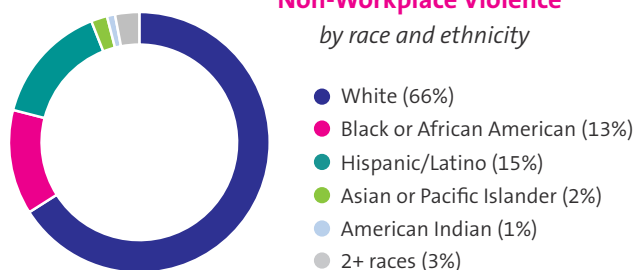


White victims report 78% of known workplace violent victimization and 66% of non-workplace violent victimization. Black or African-American workers experience 9% of violent victimization in the workplace and 13% of non-workplace violent victimization. Hispanic/Latino workers experience 8% of violent workplace victimization and 15% of non-workplace violent victimization.<sup>C</sup>

**Workplace Violence<sup>C</sup>**  
by race and ethnicity

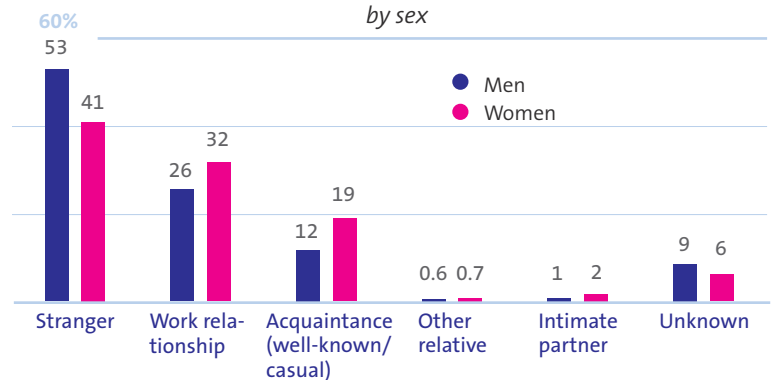


**Non-Workplace Violence<sup>C</sup>**  
by race and ethnicity



Between 2005 and 2009, 39% of men and 53% of women who were victimized in the workplace were victimized by someone they knew.<sup>C</sup>

**Victim/Offender Relationship<sup>C</sup>**  
by sex



## SOURCES

- A Bureau of Justice Statistics, "Workplace," [www.bjs.gov/index.cfm?ty=tp&tid=446](http://www.bjs.gov/index.cfm?ty=tp&tid=446)
- B Bureau of Labor Statistics, *Census of Fatal Occupational Injuries, 1995-2015*, (U.S. Department of Labor); [www.bls.gov/iif/oshwc/cfoi/work\\_hom.pdf](http://www.bls.gov/iif/oshwc/cfoi/work_hom.pdf), [www.bls.gov/iif/oshwc/cfoi/work\\_homicide.pdf](http://www.bls.gov/iif/oshwc/cfoi/work_homicide.pdf), [www.bls.gov/iif/oshwc/cfoi/cfch0013.pdf](http://www.bls.gov/iif/oshwc/cfoi/cfch0013.pdf), [www.bls.gov/iif/oshwc/cfoi/workplace-homicides.htm](http://www.bls.gov/iif/oshwc/cfoi/workplace-homicides.htm)
- C Bureau of Justice Statistics, *Workplace Violence 1993 -2009*, (U.S. Department of Justice), [www.bjs.gov/content/pub/pdf/wv09.pdf](http://www.bjs.gov/content/pub/pdf/wv09.pdf)