

**National Crime Victims'
Rights Week**

**April 21-27
2013**

New Challenges

New

Solutions



Sponsored by:

U.S. Department of Justice • Office of Justice Programs • Office for Victims of Crime

National Center for Victims of Crime



U.S. Department of Justice

Office of Justice Programs

Office for Victims of Crime

Washington, D.C. 20531

Dear Colleague,

I am pleased to present the *2013 National Crime Victims' Rights Week Resource Guide*, a joint effort of the Office for Victims of Crime, Office of Justice Programs, U.S. Department of Justice and the National Center for Victims of Crime. We hope these resources will help you plan a National Crime Victims' Rights Week (April 21–27, 2013) to inspire your entire community.

This year's theme—"New Challenges. New Solutions."—echoes the mission of OVC's strategic initiative, **Vision 21: Transforming Victim Services**. In 2010, we began to envision a new strategy for the 21st century. Since then, we have done a great deal of research, held stakeholder forums, and sought your views on the vast challenges facing our field. As we consider how to apply these findings, we remember how far we have come together—and how far we still have to go.

Despite all of our progress—victims' rights laws in all 50 states, the Victims of Crime Act of 1984, the Violence Against Women Act of 1994, and the more than 10,000 victim service agencies throughout our Nation—we face enduring and emerging challenges. About 50 percent of violent crimes are not reported, and only a fraction of victims receive the help they need. We need to know more about these victims, how we can best help them, and how to better target our services to reach every victim. At the same time, we must adapt to funding cuts, globalization, changing demographics, new types of crimes, and the changes (both good and bad) brought by technology. These challenges require bold, new solutions.

Wherever our findings lead us, we know that collaboration is the pathway to success. The energy, skill, and commitment you bring to your work with victims will lead the way to realizing the promise of Vision 21. Let's mobilize our combined strengths to plan a great 2013 National Crime Victims' Rights Week—and to transform victim services in the 21st century.

Sincerely,

A handwritten signature in blue ink that reads "Joye E. Frost". The signature is fluid and cursive.

Joye E. Frost
Acting Director

Office for Victims of Crime

THE NATIONAL CENTER FOR
Victims of Crime

BOARD OF DIRECTORS

January 2013

Mark Mandell
Chair

David T. Austern
Vice Chair

Philip M. Gerson
Treasurer

G. Morris Gurley
Secretary

Mary Alexander
Alexander Auersperg

Patricia Brown
Denise Forte

Kim Goldman
Melvin Hewitt

Ala Isham

Ralph H. Isham

Leonard Klevan

Brian Martin

Donald A. Migliori

Frank M. Ochberg, M.D.

Kathleen Flynn Peterson

Stephen Rickman

Charles J. Sgro

Hon. Eric Smith

Francisco Acevedo Villarruel

David M. Zlotnick

EXECUTIVE DIRECTOR

Mai Fernandez

Dear Colleague:

The National Center for Victims of Crime is proud to share with you the *2013 National Crime Victims' Rights Week Resource Guide*, produced in partnership with the Office for Victims of Crime (OVC), Office of Justice Programs, U.S. Department of Justice. We hope you will use these tools to plan an exciting National Crime Victims' Rights Week (April 21–27, 2013) in your community.

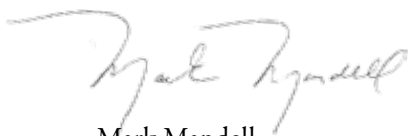
The 2013 theme—*New Challenges. New Solutions.*—reflects the increasingly complex mission of victim advocates today. We face emerging challenges, such as globalization, changing demographics, immigration, human trafficking, terrorism, new types of crime, and the use of technology both to commit and solve crimes. We also confront enduring challenges. Victims' rights are not universal and often not enforced. Victims do not always receive the dignity and respect they deserve. Victims often absorb the physical, emotional, and financial costs of crime largely by themselves.

Over the past year, a number of high-profile crimes have highlighted the scope of the challenges we face. The shooting massacres in Aurora, Colorado, and at the Sikh temple in Milwaukee, Wisconsin, and the child sex abuse scandal at Penn State last year showed the public what we see every day—the searing impact of crime on victims and the inadequacy of our tools to meet their needs. Our work to ensure the rights of child sexual abuse victims, prevent future violence, and reach all victims has never been more urgent.


Meeting these challenges requires insight and ingenuity. That is why OVC has launched its new strategic initiative, *Vision 21: Transforming Victim Services*, to find “new solutions” to the “new challenges” we face. We applaud OVC's efforts to set a comprehensive course for the future, find smarter and better ways to serve victims, and reach every victim in need.

National Crime Victims' Rights Week provides an opportunity to revisit our history, celebrate our achievements, and advance the progress of victims' rights. As we recommit ourselves to our mission, we look forward to observing 2013 National Crime Victims' Rights Week with all of you.

Sincerely,



Mark Mandell
Chair
National Center for Victims of Crime



Mai Fernandez
Executive Director
National Center for Victims of Crime



Introduction AT A GLANCE



2013 National Crime Victims' Rights Week Resource Guide

Dates: Sunday, April 21 – Saturday, April 27, 2013
Theme: “New Challenges. New Solutions.”
Colors:† Midnight Blue and Orange
Fonts: Franklin Gothic and Rockwell

This Year's Format

The *2013 National Crime Victims' Rights Week Resource Guide* provides a practical and visually striking array of how-to's, sample outreach products, promotional items, updated statistics, and more. The enclosed CD-ROM houses a wealth of materials to help inform, brand, and promote your outreach efforts this National Crime Victims' Rights Week and throughout the year. Please freely use and distribute these resources in your work on behalf of crime victims in your community.

Hard copies of all NCVRW-related public awareness artwork, including the popular public awareness posters, are included in the mailed version of the Resource Guide. As in previous years, anyone who registered for the free Resource Guide should also receive the NCVRW theme poster in a separate mailing. (Additional copies of both Resource Guides and posters are available for a small shipping fee at www.ovc.gov/ncvrw2013.)

Resource Guide Contents

CD-ROM: All 2013 NCVRW Resource Guide content is available on the enclosed CD-ROM, including artwork in three electronic formats (JPEG, fillable PDF, and Adobe Creative Suite files) in both **color** and **black and white**. Resource Guide content also includes:

- Section 1. Resource Guide Overview
- Section 2. Developing Your Campaign: Partnerships & Strategies, *including updated **PowerPoint slide artwork!***
- Section 3. Resource Guide Artwork, *with a new tutorial on making your own **QR code!***
- Section 4. Communicating Your Message: Media Tips & Tools, *including basics on **how to create a social media campaign** AND three pre-produced **television public service announcements!***

- Section 5. Landmarks in Victims' Rights and Services
- Section 6. Statistical Overviews, *in a new, **reader-friendly format!***
- Section 7. Additional Resources

DVD:‡ **NEW!**—This year's enclosed DVD features three ready-to-air television public service announcements (PSAs) addressing the topics of child sexual abuse, human trafficking, and elder financial fraud.

Quick Planning Tips

- Review all contents of the Resource Guide. Jot down helpful tips, ideas, or suggestions.
- Identify project partners who can help share the workload and generate more ideas (See “Extending Your Reach through Partnerships” in Section 2).
- Develop a timetable outlining the activities and assignments leading up to your event(s).
- Decide what Resource Guide artwork and information you want to use and what other materials you might need to develop.
- Develop a current list of local and state media as well as key reporters and producers.
- Identify other uses for the NCVRW Resource Guide, including victim-related observances planned throughout 2013 (see “Commemorative Calendar” in Section 2).

Special Announcement

The U.S. Department of Justice will begin National Crime Victims' Rights Week with the Attorney General's National Crime Victims' Service Awards Ceremony in April 2013.

For more information about this special event, including the time and location, please visit <http://ovc.ncjrs.gov/ncvrw/events.html>.

The complete 2013 NCVRW Resource Guide can be accessed in electronic format at www.ovc.gov/ncvrw2013.

† Learn more about this year's theme colors in the Resource Guide Overview on the enclosed CD-ROM.

‡ NOTE: This year's five-minute Theme Video DVD, which features powerful reflections from crime victims, advocates, and professionals in the field, will be mailed separately in early 2013 to everyone who has signed up to receive the *2013 NCVRW Resource Guide*. The Theme Video DVD will also be available online at www.ovc.gov/ncvrw2013.



Introduction

FREQUENTLY ASKED QUESTIONS



1. Why didn't I receive the entire 2013 NCVRW Resource Guide in the mail this year?

Like the 2010-2012 NCVRW Resource Guides, the 2013 Resource Guide is available in its entirety on the enclosed CD-ROM or for download at www.ovc.gov/ncvrw2013.

For a brief snapshot of this year's content, please review the "At a Glance" sheet included in hard copies of the guide as well as on CD-ROM. A more complete breakdown of resources is available in Section 1, "Resource Guide Overview." Also included in the printed kit are the NCVRW-specific artwork, public awareness posters, and three pre-produced television public service announcements (PSAs) addressing the topics of child sexual abuse, human trafficking, and elder financial fraud. (The large color theme poster will have arrived separately prior to the Resource Guide.) In offering this abridged hard-copy format, our goal is to reduce the Resource Guide's environmental impact, minimize printing expenses, and allow for an earlier publication date.

2. Why didn't I receive a Theme DVD in this year's NCVRW Resource Guide?

You will receive the Theme DVD in a follow-up mailing in early 2013. The Theme DVD will also be available online at www.ovc.gov/ncvrw2013.

3. May I reproduce, modify, or repurpose the materials included on the 2013 NCVRW Resource Guide CD-ROM?

Yes! To promote community awareness of crime victims' rights, all NCVRW materials developed by the Office for Victims of Crime and the National Center for Victims of Crime are in the public domain, and copyright permission is not required. You may use any Resource Guide text verbatim as well as any of the outreach and awareness posters or artwork. Also, all Resource Guide materials may be

translated into any language. The entire contents of the 2013 NCVRW Resource Guide and additional promotional Web banners and ads are available for download at www.ovc.gov/ncvrw2013.

4. May we add our contact information and logo to the artwork you provided? May we use the artwork from the CD-ROM to create a custom outreach piece or invitation?

Yes! Much of the Resource Guide theme artwork is designed with space to add your organization's contact information or logo, as are all the public awareness posters. In fact, PDFs with fillable form fields are provided so you can easily incorporate your local information, giving victims a place to turn in their own community. (Download the free Adobe Reader at www.adobe.com.) Additionally, all of the artwork in the Resource Guide is available electronically, both on the CD-ROM and online at www.ovc.gov/ncvrw2013, and can be used to develop custom pieces (with the exception of the outlined fonts and photographs used in the Adobe Creative Suite files, which remain proprietary). Printing companies that use quality presses, inks, and paper will produce the highest-quality products and can often be found through the Yellow Pages or a quick Internet search. Many local quick-copy vendors and office-supply stores (e.g., FedEx/Kinko's, Staples, Kwik Kopy) can also meet your printing needs and usually will be more cost-effective for smaller quantities. Your local printer or office-supply store staff can also help you format your piece, insert your contact information, or create a custom outreach product.

5. Is it possible to get a public service announcement (PSA) on the air with a very limited or no budget?

Yes! Many local radio and television stations fill advertising time they haven't been able to sell by providing free

Frequently Asked Questions

air time to community nonprofit agencies with important public health and safety messages. To start, contact the public service departments of your local television stations at least *two months* prior to when you would like the PSA to air to learn about PSA requirements and deadlines. Included in this year's Resource Guide are three pre-produced television PSAs (**new this year!**). For accompanying scripts and additional ideas, see Section 4, "Communicating Your Message: Media Tips and Tools" of the *2013 NCVRW Resource Guide* and Part 4 of OVC's Public Service Announcement Kit, *How to Get Your PSAs Played on Air*, available at www.ovc.gov/publications/infores/psakit/Part4.pdf.

6. How can we arrange for a speaker at our event?

The OVC Training and Technical Assistance Center (TTAC) can help you find expert consultants, victim service professionals, and victims to speak at a conference; conduct a training designed to meet your organization's specific needs; conduct a needs assessment; or design, implement, and evaluate a training program. Contact OVC TTAC at:

OVC TTAC

9300 Lee Highway

Fairfax, VA 22031-6050

Phone: 866-OVC-TTAC (866-682-8822)

Fax: 703-225-2338

E-mail: ttac@ovcttac.org

Website: www.ovcttac.gov

Training & Technical Assistance Online Requests:

<https://www.ovcttac.gov/views/HowWeCanHelp/dspTrainingTechnicalAssistance.cfm?tab=3>

7. Is there a way to reprint the 8.5" x 11" public awareness posters and NCVRW-specific artwork in a larger size?

Yes and no. The artwork and posters are designed to print at specific dimensions and scaling them up or altering the width-to-height ratio may distort them. If you are thinking

about producing a larger piece, contact your local printer or office-supply staff for printing assistance.

8. Is the theme artwork available in color?

Yes! This year's theme artwork—including button, bookmark, and ribbon card art—is available for the first time in color in the mailed version of the Resource Guide, as well as electronically on the CD-ROM as PDFs or JPEG images. You can also download the artwork at www.ovc.gov/ncvrw2013.

9. How can I be added to the mailing list for next year's Resource Guide?

To be added to the Office for Victims of Crime distribution list for the *NCVRW Resource Guide*, please sign up at https://puborder.ncjrs.gov/Listservs/Subscribe_NCVRW.asp. In addition, you will receive:

- E-mail notification when the Resource Guide is available to download from the OVC website, and
- Details concerning the National Crime Victims' Service Award Ceremony.

10. How can I receive more copies of this year's Resource Guide?

Extra copies of the *2013 NCVRW Resource Guide* are available for a small shipping fee or can be downloaded from the OVC website at www.ovc.gov/ncvrw2013. Ordering information is available on the OVC site. Visit www.ovc.gov/ncvrw2013 to access your viewing, printing, sign-up, and ordering options.

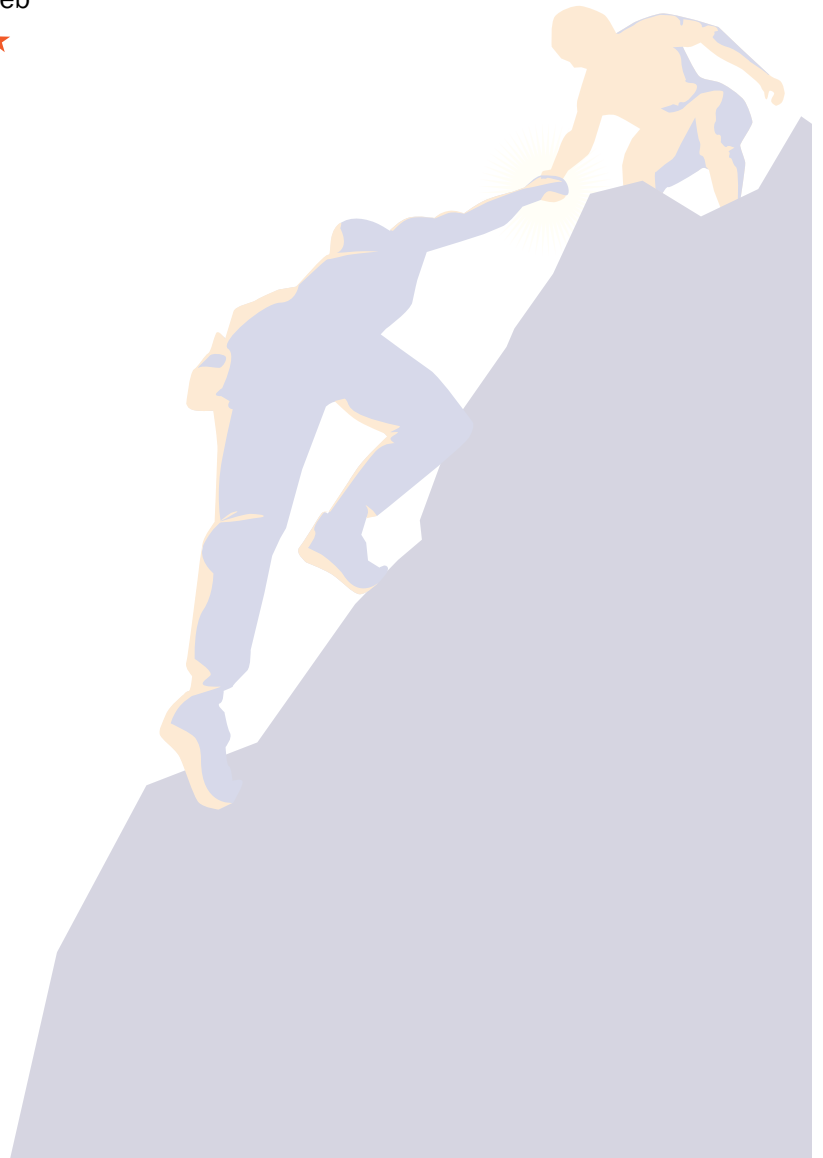
11. I want to use the 2013 NCVRW Theme Video at a Candlelight Ceremony, but I don't have a DVD player. Is there any other way I can play it?

Yes! Many computers have built-in DVD players that can be used for playback. In addition, the NCVRW DVD can be downloaded onto your computer (right-click on the video file and choose "Save Target As" to save to your hard drive or other device). It is also available at www.ovc.gov/

[ncvrw2013](#) and can be played on a computer monitor or projected from a computer onto a screen or wall. The DVD contents, however, are not available in VHS or Beta format.

12. How do I search for NCVRW events in my area or publicize an NCVRW event?

Publicize your event with the OVC National Calendar of Crime Victim Assistance-Related Events at <http://ovc.ncjrs.gov/ovccalendar>. The OVC National Calendar offers a comprehensive list of events to help victims and victim service providers, allied professionals, and other interested individuals plan, promote, and locate events of interest to the victim service community in their area. Your submission will be reviewed and, if approved, posted on the Web for public view. There is no charge for posting events. ★





Section 1 RESOURCE GUIDE OVERVIEW



New Challenges. New Solutions.

The National Center for Victims of Crime and the Office for Victims of Crime (OVC), Office of Justice Programs, U.S. Department of Justice, are proud to present the *2013 National Crime Victims' Rights Week Resource Guide*.

Since 1981, National Crime Victims' Rights Week (NCVRW) has challenged the nation to confront and remove barriers to full justice for victims of crime. Each year, communities across the country revisit the history of the victims' rights movement and recommit themselves to advancing the progress already achieved. The *2013 NCVRW Resource Guide* includes a wide array of user-friendly outreach tools, current statistics on victimization, information on the history of victims' rights in the United States, and concrete, practical ideas on how your community can help meet *new challenges* and find *new solutions* on the road ahead. You can explore and adapt these resources as you plan your public awareness campaign for **National Crime Victims' Rights Week, April 21 – 27, 2013**.

2013 NCVRW Theme and Theme Colors

The 2013 NCVRW theme—***New Challenges. New Solutions.***—reflects the spirit that launched the victims' rights movement, inspired its progress, and renews our field's power to meet new challenges. The colors chosen to symbolize the 2013 theme—midnight blue and orange—are used throughout the *2013 NCVRW Resource Guide*. (See "Match the Colors!" box for more details.)

NCVRW Kick-off Event

The U.S. Department of Justice will begin National Crime Victims' Rights Week with the Attorney General's National Crime Victims' Service Awards Ceremony in April 2013. The ceremony, held annually in Washington, DC, honors

individuals and programs for innovations and outstanding achievements. For more information about this event, including the time and location, please visit <http://ovc.ncjrs.gov/ncvrw/events.html>.

MATCH THE COLORS!

This year's NCVRW theme design conveys the effort and achievement of the victims' rights movement through two main colors—midnight blue and orange (in CMYK builds). For your convenience, we have also included comparable spot colors, RGB values, and hex codes:

Midnight Blue:

C=100, M=95, Y=5, K=0
PMS 275C
R=38, G=34, B=98
HTML #262262

Orange:

C=0, M=50, Y=100, K=0
PMS 144C
R=247, G=148, B=29
HTML #F7941D

For more information, including accent color values, see "A Printing Primer" in the Section 3, "Resource Guide Artwork," introduction.

Available in Spanish!

Many of this year's Resource Guide elements are available online in Spanish. Learn more at www.ovc.gov/ncvrw2013.

NCVRW Planning Tips

The following tips will help you enhance your 2013 NCVRW planning and maximize the impact of your efforts:

- Review each section of the Resource Guide before making any plans. Once you have established your outreach goals, you can choose the materials that would be most helpful to achieve them.
- Set up an NCVRW planning committee to set goals and priorities, brainstorm activities, and share the workload. Your committee might include crime victims, survivors, victim service providers, or health professionals; leaders of civic organizations, universities, parent-teacher associations, or student organizations; or members of criminal and juvenile justice agencies, faith communities, local businesses, the service industry, or the news media. Encourage diversity and collaboration with underserved populations.
- Exchange contact information, including e-mail addresses, to encourage ongoing communication among committee members.
- Create or update mailing lists for event invitations and other materials.
- Draft a timetable that includes committee meetings, tasks, deadlines, and areas of responsibility.
- Develop a contact sheet of local media outlets to notify when you schedule special events.
- Coordinate planning for 2013 National Crime Victims' Rights Week with other awareness and prevention campaigns held during April, including National Child Abuse Prevention Month, National Sexual Assault Awareness Month, National Volunteer Week, and National Youth Service Day.

2013 NCVRW Resource Guide Contents

Section 1. Resource Guide Overview

Section 2. Developing Your Campaign: Partnerships & Strategies

- Commemorative Calendar
- Notable Quotables
- Sample Proclamation
- Presentation Tips (including 2013 NCVRW PowerPoint slide artwork)
- Extend Your Reach through Partnerships
- Ideas for Special Events
- Theme DVD in Action

Section 3. Resource Guide Artwork — This year in color!

- About the Resource Guide Artwork
- A Printing Primer
- **New!** How to Create Your Own QR Code
- Theme Artwork
 - » 2013 NCVRW Theme Color Palette[†]
 - » 2013 NCVRW 11" x 17" Theme Poster
 - » Bookmarks
 - » Buttons, Logos, and Magnets
 - » Certificate of Appreciation
 - » Letterhead
 - » Name Tags and Table Card
 - » Information and Referrals Contact List
 - » Ribbon Cards
 - » **New!** Web and E-mail Banners[‡]
- Public Awareness Posters in English and Spanish

Section 4. Communicating Your Message: Media Tips & Tools

- Sample News Release
- Public Service Announcement (PSA) Scripts[‡]

[†] Available only on the CD-ROM.

[‡] **New this year!** The DVD includes three ready-to-air television PSAs.

Resource Guide Overview

- Sample Letter to the Editor
- Sample Opinion-Editorial
- **New!** How to Create a Social Media Campaign
- Sample Social Media Status Updates
- **New!** Advocating for Victims with the Media

Section 5. Landmarks in Victims' Rights & Services

Crime Victims' Rights in America: An Historical Overview

Section 6. Statistical Overviews

Statistical Overviews (brief summaries of current crime statistics)—**in a new, reader-friendly format!**

- Assault
- Child, Youth, and Teen Victimization
- Crime Trends
- Disabilities and Crime
- Domestic Violence
- Economic/Financial Crime
- Elder Victimization
- Hate and Bias Crime
- Homicide
- Human Trafficking
- Robbery
- School/Campus Crime and Victimization
- Sexual Violence
- Stalking
- Urban and Rural Crime
- Workplace Violence

Section 7. Additional Resources

- Online Resources
- NCVRW Resource Guide Partners
- OVC Online Gallery

Resource Guide CD-ROM

In addition to the entire collection of *2013 NCVRW Resource Guide* artwork, the 2013 NCVRW CD-ROM (enclosed in the hard-copy version of the Resource Guide)

also features PDFs of all Resource Guide contents. You can access the entire guide electronically by inserting the CD-ROM into any equipped computer.

The CD includes NCVRW-related artwork, public awareness posters, and PDFs with fillable form fields. Anyone with a computer and a free copy of Adobe Reader (downloadable at www.adobe.com) may add local contact information to many of the art files. The PDFs (as well as JPEG images) are available in both black and white and color. (See Section 3, "Resource Guide Artwork," for more information about this feature.)

The artwork is provided in three formats:

- **Adobe InDesign** layout pages, including the Illustrator images required to correctly open and print the artwork. To view these files, users must have Adobe InDesign CS5.5 or higher.
- **JPEG files** available in both **black and white** and **color**. These individual images may be placed in graphics programs, in various word processing programs, and on websites.
- **PDF files** in **black and white** and **color** that can be opened with Adobe Reader, available for free download at www.adobe.com.

These three formats can help simplify replication of Resource Guide materials and make it easier to incorporate this year's artwork into any digital or hard-copy piece, including event fliers, slideshow presentations, television broadcasts, public service announcements, and print advertisements. (For more information on the artwork in this year's Resource Guide, please refer to Section 3, "Resource Guide Artwork," on the CD-ROM.)

The entire contents of the *2013 NCVRW Resource Guide* can be also accessed electronically at www.ovc.gov/ncvrw2013.

Resource Guide DVD

This year, the DVD included with the hard-copy version of the Resource Guide features three pre-produced 30-sec-

Resource Guide Overview

ond television public service announcements (PSAs)—powerful tools to build awareness about child sexual abuse, child sex trafficking, and elder financial fraud. The PSAs are ready-to-use; you can ask your local television stations to air them during National Crime Victims' Rights Week.

You will receive the five-minute Theme Video DVD honoring crime victims and victim service professionals in a follow-up mailing in early 2013. The Theme Video can be used to open ceremonies and luncheons, kick off your public awareness and education events, or motivate local media to cover NCVRW events and topics. Check out the "Theme DVD in Action" sidebar in Section 2, "Developing Your Campaign: Partnerships & Strategies," for ideas on how to use the Theme Video.

2013 NCVRW Theme Poster

This year's full-size (22" x 28") poster creatively illustrates the theme, "New Challenges. New Solutions." If you signed up for the NCVRW mailing list, you will automatically receive a 2013 NCVRW Theme Poster and *2013 NCVRW Resource Guide*. Also, by signing up at https://puborder.ncjrs.gov/Listservs/Subscribe_NCVRW.asp, you will receive an e-mail notification when the Resource Guide is available to download from the OVC website, as well as details concerning the National Crime Victims' Service Awards. You can download both this year's and previous years' Resource Guides, including the Resource Guide artwork and videos, at www.ovc.gov/ncvrw.

Acknowledgments

The National Center for Victims of Crime greatly appreciates the opportunity to partner with the Office for Victims of Crime, Office of Justice Programs, U.S. Department of Justice, on the *2013 National Crime Victims' Rights Week Resource Guide*, and especially wishes to acknowledge the many contributions and efforts of Kimberly Kelberg, who served as program manager.

This project would not have been possible without the support of Acting Assistant Attorney General for the Office of Justice Programs Mary Lou Leary; Acting Director of the Office for Victims of Crime Joye E. Frost; staff from the Office for Victims of Crime, Office of Justice Programs, U.S. Department of Justice, including Olivia Grew, Emily Bauernfeind, Sheila Mackall, and Joy Davis; and William J. Sabol, PhD, Chief, Corrections Statistics at the Bureau of Justice Statistics, and his staff. ★

NATIONAL CENTER FOR VICTIMS OF CRIME

Team Members

Anne Nicholas, Project Director
Kristi Rocap, Designer
Elizabeth Joyce, Senior Writer
Whitney Saleski, Publications Coordinator
Joseph Kosten, Project Assistant
Susan Howley, Senior Project Advisor

Contributors

JEB Design, Inc., Annapolis, MD
Video/Action, Inc., Washington, DC
Goetz Printing, Springfield, VA

This product was prepared by the National Center for Victims of Crime, supported by Grant Number 2011-VF-GX-K006, awarded by the U.S. Department of Justice. The opinions, findings and conclusions or recommendations expressed in this document are those of the author(s) and do not necessarily represent the official position or policies of the U.S. Department of Justice.



Section 2

DEVELOPING YOUR CAMPAIGN: **Partnerships & Strategies**



National Crime Victims' Rights Week (NCVRW) reconnects us to our history, our colleagues, and the mission that inspires our work. This year's theme—*New Challenges. New Solutions.*—highlights the resourcefulness we will need for the tasks that lie ahead. In 2013, as the Office for Victims of Crime (OVC), Office of Justice Programs, U.S. Department of Justice, begins to implement its **Vision 21** strategic initiative, we recall the obstacles we have overcome together and the skills we built along the way. Through partnerships, community outreach, advocacy, and problem solving, we launched services and helped pass laws that changed the landscape for victims of crime. As we apply these skills to reach our communities during 2013 National Crime Victims' Rights Week, we can also begin mobilizing to realize the promise of **Vision 21**.

This section, "Developing Your Campaign: Partnerships & Strategies," includes resources and suggestions to help you plan your community outreach for 2013 National Crime Victims' Rights Week. Every year, you have an opportunity to enhance your community's commitment to help and empower crime victims. With these resources, you can plan inspiring events, write presentations and proclamations, and encourage every American to stand up for all crime victims.

Commemorative Calendar

You can begin planning your NCVRW events by researching crime-related observances that take place throughout the nation every year. For example, National Stalking Awareness Month, the National Day of Remembrance for Murder Victims, and National Teen Dating Violence Awareness Month offer unique opportunities to focus on specific issues that affect crime victims. The Commemorative Calendar in this section lists many of these events, the dates they will be held, and the contact information for primary sponsors. By visiting the websites of the sponsor-

ing organizations, you can collect a wealth of information about specific issues, how these organizations conduct their observances, and how you might begin to plan yours.

OVC Events Calendar

The Office for Victims of Crime, Office of Justice Programs, U.S. Department of Justice, publishes a National Calendar of Victim Assistance-Related Events (<http://ovc.ncjrs.gov/ovccalendar>). This continually updated calendar offers extensive listings that will help you locate victim-related events in your area and learn about the range of events nationwide throughout the year. **When you visit the calendar, you may also add listings and links to your own NCVRW meetings, ceremonies, and forums, as well as your organization's events throughout the year.**

Notable Quotables

A key NCVRW goal is to inspire and motivate your audience to support victims' rights. Your speeches, announcements, and presentations may benefit from including a few powerful quotations to amplify your messages. The quotations in this section capture the spirit of the 2013 theme—*New Challenges. New Solutions.* If you want to stress the importance of collaboration to meet challenges, for example, you might quote Andrew Carnegie's statement that "teamwork is the ability to work together toward a common vision. It is the fuel that allows common people to attain uncommon results."

Sample Proclamation

The public officials you invite to speak at your NCVRW ceremonies will appreciate having a sample proclamation to guide their own proclamations and public statements. You can increase the likelihood that they will issue a proclama-

Introduction

tion if you provide them with the sample that is included in this section. Be sure to contact your officials **at least one month** before National Crime Victims' Rights Week to invite them to speak at your ceremonies or to issue an NCVRW proclamation.

Presentation Tips

Getting started on a presentation can be daunting. But if you break it down into smaller steps, it's easier to tackle the task and prepare a presentation that will inspire and motivate your NCVRW audiences. The presentation tips included in this section will help you clarify your goals for your presentation, understand your audience, and choose the best approaches for your talk. The section also includes a sample PowerPoint template featuring the 2013 NCVRW theme and graphic design that you can tailor to your own needs. You will probably want to focus your presentation on crimes that affect your community or special services that are available to crime victims in your area. Talk with your colleagues and research your local television and newspaper websites for local crime trends. (You may want to refer to the crime statistics available on the Bureau of Justice Statistics website, <http://bjs.ojp.usdoj.gov/index.cfm?ty=tp&tid=3>, where you can research data on specific crime topics.) By using localized information and statistics, you can show your audience why crime victims' rights should matter to them.

Extend Your Reach through Partnerships

The history of the crime victims' rights movement and the messages of the **Vision 21** initiative suggest the power of partnerships to meet new challenges and find new solutions. Historically, the grassroots advocates who organized on local, state, and then national levels advanced the cause of justice by working together for change. You can dramatically increase the impact of your NCVRW campaigns by asking businesses, civic organizations, faith communities, professional associations, and other

partners to lend their skills, resources, and staff time to your NCVRW campaign. By joining forces, you can create a memorable 2013 campaign in your community.

Ideas for Special Events

Throughout the nation, organizations apply their energy, talent, and ingenuity to plan a variety of NCVRW events. Communities hold opening ceremonies, candlelight vigils, 5K walk/run events, and school poster and essay contests. Civic organizations post billboards, host art exhibits, hold butterfly and balloon releases, and display quilts and memorial walls to commemorate victims of crime. Every year, the National Association of VOCA Assistance Administrators, through a grant from the Office for Victims of Crime, competitively selects agencies, nonprofit programs, community-based victim service organizations, faith-based organizations, and community coalitions to receive Community Awareness Project grants to conduct NCVRW events. This section includes some of the event ideas from the 2012 Community Awareness Project grantees and from other communities throughout the nation. ★

Many organizations build on their NCVRW outreach to educate their communities throughout the year. They issue alerts about crime-related observances and provide information of interest to victims and service providers. They also use the awareness posters on a variety of crime issues that are available for download from the gallery of the Office for Victims of Crime, Office of Justice Programs, U.S. Department of Justice, at <http://ovc.ncjrs.gov/gallery>.

The NCVRW commemorative calendar below lists occasions and organizations you may want to promote throughout the year.¹ For additional events, you may want to regularly check OVC's National Calendar of Victim Assistance-Related Events at <http://ovc.ncjrs.gov/ovccalendar>. You may also add your own events to OVC's national calendar.

January

National Mentoring Month

MENTOR: The National Mentoring Partnership
703-223-2235
www.nationalmentoringmonth.org

National Stalking Awareness Month

Stalking Resource Center
National Center for Victims of Crime
202-467-8700
www.stalkingawarenessmonth.org

February

National Teen Dating Violence Awareness Month

Break the Cycle
310-286-3386 (LA office)
202-824-0707 (DC office)
www.teendvmonth.org

March

National Youth Violence Prevention Week

Students Against Violence Everywhere (SAVE)
March 18–22, 2013
800-99-YOUTH
www.nyvypw.org

April

National Child Abuse Prevention Month

Prevent Child Abuse America
312-663-3520
www.preventchildabuse.org
www.childwelfare.gov

National Sexual Assault Awareness Month

National Sexual Violence Resource Center
877-739-3895
www.nsvrc.org

National Crime Victims' Rights Week

Office for Victims of Crime
U.S. Department of Justice
April 21–27, 2013
800-851-3420
www.ovc.gov/ncvrw

May

Older Americans Month

Administration on Aging
U.S. Department of Health and Human Services
202-619-0724
www.aoa.gov

National Law Day

American Bar Association
May 1, 2013
312-988-5735
www.lawday.org

National Correctional Officers and Employees Week

American Correctional Association
May 6–10, 2013
800-222-5646
www.aca.org

National Police Week

Concerns of Police Survivors, Inc.
May 13–17, 2013
573-346-4911
www.policeweek.org
www.nationalcops.org

National Missing Children's Day

National Center for Missing and Exploited Children
May 25, 2013
800-THE-LOST
www.missingkids.com

¹ This calendar was produced in November 2012. As you plan your NCVRW activities, please check the websites of the organizations listed here for any updates on their events.

Commemorative Calendar

July

National Probation, Parole, and Community Supervision Week

American Probation and Parole Association

July 21–27, 2013

859-244-8203

www.appa-net.org

August

National Night Out

National Association of Town Watch

August 6, 2013

800-NITE-OUT

www.nationaltownwatch.org

September

National Campus Safety Awareness Month

Security On Campus, Inc.

484-580-8754

www.securityoncampus.org

National Suicide Prevention Week

American Association of Suicidology

September 9–13, 2013

202-237-2280

www.suicidology.org

National Day of Remembrance for Murder Victims

National Organization of Parents Of Murdered Children, Inc.

September 25, 2013

888-818-POMC

www.pomc.org

October

America's Safe Schools Week

National School Safety Center

October 21–25, 2013

805-373-9977

www.schoolsafety.us

Domestic Violence Awareness Month

National Coalition Against Domestic Violence

303-839-1852

www.ncadv.org/takeaction/

DomesticViolenceAwarenessMonth.php

National Bullying Prevention Month

PACER Center

888-248-0822, 952-838-9000

TTY 952-838-0190

www.pacerkidsagainstbullying.org

National Crime Prevention Month

National Crime Prevention Council

202-466-6272

www.ncpc.org

November

Tie One On for Safety

Mothers Against Drunk Driving

November 28, 2013 – January 1, 2014

877-ASK-MADD

www.madd.org

December

National Drunk and Drugged Driving Prevention Month

Mothers Against Drunk Driving

877-ASK-MADD

www.madd.org



The 2013 theme—*New Challenges. New Solutions.*—summons us to work together to advance crime victims’ rights. It calls us to name the next set of challenges and mobilize to meet them. The theme evokes the spirit that launched the victims’ rights movement and helped overcome past obstacles. The quotations below, about meeting challenges through teamwork, will help you inspire your NCVRW audiences to promote crime victims’ rights.

The only use of an obstacle is to be overcome. All that an obstacle does with brave men is, not to frighten them, but to challenge them.

— WOODROW WILSON (1856-1924)

Alone we can do so little; together we can do so much.

— HELEN KELLER (1880-1968)

The greater the obstacle, the more glory in overcoming it.

— JEAN-BAPTISTE POQUELIN MOLIÈRE (1622-1673)

A small body of determined spirits fired by an unquenchable faith in their mission can alter the course of history.

— MOHANDAS GANDHI (1869-1948)

The best method of overcoming obstacles is the team method.

— COLIN L. POWELL (1937-)

An individual has not started living until he can rise above the narrow confines of his individualistic concerns to the broader concerns of all humanity.

— MARTIN LUTHER KING, JR. (1929-1968)

The most authentic thing about us is our capacity to create, to overcome, to endure, to transform, to love and to be greater than our suffering.

— BEN OKRI (1959-)

Teamwork is the ability to work together toward a common vision. It is the fuel that allows common people to attain uncommon results.

— ANDREW CARNEGIE (1835-1919)

Our greatest glory is not in never falling, but in getting up every time we do.

— CONFUCIUS (551-479 BC)

It is literally true that you can succeed best and quickest by helping others to succeed.

— NAPOLEON HILL (1883-1970)

None of us is as smart as all of us.

— JAPANESE PROVERB

There are no problems we cannot solve together, and very few that we can solve by ourselves.

— LYNDON B. JOHNSON (1908-1973)

Great things are done by a series of small things brought together.

— VINCENT VAN GOGH (1853-1890)

Coming together is a beginning. Keeping together is progress. Working together is success.

— HENRY FORD (1863-1947)

Never doubt that a small group of thoughtful, committed people can change the world. Indeed, it is the only thing that ever has.

— MARGARET MEAD (1901-1978)

I can do things you cannot, you can do things I cannot; together we can do great things.

— MOTHER TERESA (1910-1997)

Memories of our lives, of our works and our deeds will continue in others.

— ROSA PARKS (1913-2005)

Unity is strength...when there is teamwork and collaboration, wonderful things can be achieved.

— MATTIE J.T. STEPANEK (1990-2004)

A man’s success should be measured not so much by the position he has reached as by the obstacles which he has overcome.

— BOOKER T. WASHINGTON (1856-1915)

Nothing splendid has ever been achieved except by those who dared believe that something inside them was superior to circumstance.

— BRUCE BARTON (1886-1967)

Far away there in the sunshine are my highest aspirations. I may not reach them, but I can look up and see their beauty, believe in them, and try to follow where they lead.

— LOUISA MAY ALCOTT (1832-1888)

Everyone has inside of him a piece of good news. The good news is that you don’t know how great you can be! How much you can love! What you can accomplish! And what your potential is!

— ANNE FRANK (1929-1945)

We never know how high we are
Till we are called to rise;
And then, if we are true to plan,
Our statures touch the skies.

— EMILY DICKINSON (1830-1886)

Sample Proclamation

National Crime Victims' Rights Week, April 21–27, 2013

- Whereas, 18.7 million Americans are directly harmed by crime each year, and each crime affects many more family members, friends, neighbors, and co-workers;
- Whereas, crime can leave a lasting physical, emotional, or financial impact on people of all ages and abilities, and of all economic, racial, and social backgrounds;
- Whereas, in addition to these challenges, crime victims face a criminal justice system that, at times, ignores their rights and treats them with disrespect;
- Whereas, in 1982, the President's Task Force on Victims of Crime envisioned a national commitment to a more equitable and supportive response to victims;
- Whereas, the nation heeded this call to action and promoted victims' rights initiatives, effective and compassionate victim services, and just compensation and financial support;
- Whereas, today thousands of victim assistance programs provide help and support to child victims of violence and sexual abuse; stalking victims; survivors of homicide victims; victims of drunk-driving crashes; and victims of domestic, dating, and sexual violence and other crimes;
- Whereas, the victim assistance community faces new challenges to reach and serve all victims, including victims of new crimes like cybercrime and terrorism and victims who have not always trusted the criminal justice system, including immigrant victims, urban youth, and victims who are lesbian, gay, bisexual, transgender, or questioning;
- Whereas, now is the time to embrace new solutions that involve new partnerships with underserved communities and a greater emphasis on learning what works in meeting victims' needs;
- Whereas, the U.S. Department of Justice, through the **Vision 21** initiative, calls for a renewed commitment to serving all victims of crime in the 21st century;
- Whereas, National Crime Victims' Rights Week, April 21–27, 2013, provides an opportunity to celebrate the energy, creativity, and commitment that launched the victims' rights movement, inspired its progress, and continues to advance the cause of justice for crime victims;
- Whereas, [Your Organization] is joining forces with victim service providers, criminal justice agencies, and concerned citizens throughout [Your City/County/Parish/State/Tribe] and America to raise awareness of victims' rights and observe National Crime Victims' Rights Week:

Now therefore, I, _____, as [Governor/Mayor/Other Title] of _____, do hereby proclaim the week of April 21–27, 2013, as

National Crime Victims' Rights Week

and reaffirm this [City/County/Parish/State/Tribe's] commitment to respect and enforce victims' rights and address their needs during National Crime Victims' Rights Week and throughout the year; and express our appreciation for those victims and crime survivors who have turned personal tragedy into a motivating force to improve our response to victims of crime and build a more just community.

(Signature)

(Date)

National Crime Victims' Rights Week offers unique opportunities to educate your community about victims' rights and services. Civic groups, schools, or businesses may ask you to speak to their members or target audiences about challenges faced by victims in your community. Check newspaper headlines and talk to your colleagues about pressing issues in your area. What are the most common crimes? What do victims need? What does your community provide for victims, and how do local services fall short? Focus on crimes that affect your audience, and use your presentation to involve them in meeting challenges and finding solutions in your community.

Planning Your Presentation

Audience

Who is your audience, and what do they need to know about local crimes and victims? When you are invited to speak, find out why the group has called you and which crimes concern them most. For a student audience, research what's happening in the schools—dating violence, bullying, or gang violence? Ask the police department's school resource officers for their views on important challenges and possible solutions. For civic groups, think about the crimes that take place “under the radar” of news headlines. Is domestic violence a major problem? How does this violence affect families and the community? How can community groups join forces to address these crimes? If you start by asking such questions, your presentation can engage your audience in solving the problems that concern them.

Message

What message do you want your audience to take home? Perhaps your message targets everyone's responsibility to report child sexual abuse—or the need to spot and help prevent financial crime. The message could suggest that the audience help prevent violence against children—and help those children grow into non-violent adults. You should decide on your theme before you begin outlining, writing, or preparing your PowerPoint slides. Think about how your theme relates to National Crime Victims' Rights Week. Choose a presentation title that captures your main idea, and refer to your theme in the beginning, body, and

conclusion of your talk. As in a speech, you will begin by telling your audience what you are going to say, remind them of your theme as you develop your sub-themes, and then recap your main idea as you wrap up your talk.

Presentation Roadmap

Next, plan how you will organize the overall structure of the presentation. How will you start and end your remarks? What three ideas will you choose to support your key message, and how will you weave these ideas into a narrative that matters to your audience?

1. Opening:

Grab your audience's attention right away. You can tell a quick, compelling story about a crime in your community. You might cite a surprising statistic or ask your audience to guess the facts about a specific crime (e.g., what percentage of sexual assaults against children are committed by strangers vs. people known to the victim?). Then relate your story or your statistics to the purpose of your presentation and your main message (e.g. “everyone here can help prevent child sexual abuse”).

2. Structure:

Build your presentation around three supporting ideas, placed in a logical pattern that leads to a clear conclusion. Typical idea development structures might

Presentation Tips

include:²

- **Chronological:** Past, present, future
- **Sequential:** Step-by-step process (e.g., for project rollout)
- **Climactic:** Least to most important
- **Problem–Solution:** Problem, solution, benefits
- **Compare–Contrast:** Similarities and differences of specific factors
- **Cause and Effect:** Causes and results of specific situations
- **Advantage–Disadvantage:** Information arranged into “good” or “bad” categories to help audience see both sides of an issue.

Once you have chosen your organizational structure, you can jot down your supporting ideas and evidence, illustrations, or stories to support your main message. If your goal is to persuade your audience that they can help solve a problem (e.g., child sexual abuse), you might organize your presentation as follows:

a. Problem: Although most parents carefully teach their children to beware of strangers, most perpetrators of child sexual abuse are people known to the child.³ They may be coaches, teachers, clergy members, family friends, or even family members who systematically groom their victims for abuse. The perpetrator’s dominance often leaves victims feeling powerless to resist or report the abuse. For your presentation, you can choose the specific aspects of the problem to emphasize, and then organize them in a pattern to prepare for the solutions you will propose in the second half of your presentation. For a presentation on child sexual abuse, you might focus on what

(1) families, (2) individual adults, and (3) organizations can do to prevent the crime and help victims.

b. Solution: All adults have a responsibility to protect children from harm. Families can set and respect boundaries, teach children appropriate behavior, and take specific steps to protect their children from predators. Adults can learn to read the signs that suggest a child may be a sexual abuse victim and determine how and when to follow up with authorities. Organizations can set up a series of practices that protect children and greatly decrease opportunities for predators.

c. Benefits: Learning the facts about child sexual abuse and how to prevent the crime and help victims enables families, individual adults, and organizations to protect children from this poorly understood crime and create safer communities for all children.

3. Conclusion:

End your presentation by restating your theme and solution. For example, you might say that your city needs a child sexual abuse education campaign, better coordination among child-serving organizations, and clearer guidelines on how adults can intervene to help children. You might conclude with a call to action, such as “Let’s end child sexual abuse in our community.”

Using PowerPoint

For many speakers, PowerPoint presentations have become the norm. Presenters use this tool as a “roadmap” for listeners and as a way to remind themselves of their main points. Well planned slides add color and variety to your presentation and appeal to visual learners. PowerPoint is also a great planning tool because you can experiment with different images and arrangements as you plan your talk. As you plan, focus on keywords and avoid

2 Nancy Duarte, *Resonate: Present Visual Stories That Transform Audiences*, (Hoboken, NJ: John Wiley & Sons, 2010), 129.

3 Emily M. Douglas and David Finkelhor, “Child Sexual Abuse Fact Sheet,” 8, accessed August 22, 2012, <http://www.unh.edu/ccrc/factsheet/pdf/CSA-FS20.pdf>.

crowding your slides with long phrases or paragraphs that will overwhelm your audience.

Experts suggest the following guidelines for preparing effective slides:

- **Design:** Choose a simple, uncluttered design and solid colors.
- **Bullets:** Limit yourself to 6 bullets per slide, 6 to 8 words per bullet (3 or 4 is better).
- **Font:** Use sans serif fonts (e.g., Arial, Verdana) for readability.
- **Uppercase:** Avoid all-uppercase letters (except for titles).
- **Italics:** Use italics sparingly (harder to read).
- **Point Size:** Use at least 24-point type.
- **Contrast:** Use dark text on light backgrounds.
- **Consistency:** Use the same background design on every slide; use similar text styling (headings, body text, bullets) across all slides; use one color grouping on charts.
- **Graphics, Charts and Photos:** Use simple graphics and photos that are visible to the audience.
- **Animation:** Limit use of animation and sound effects.
- **Video:** Use video sparingly, to support theme; embed your videos into PowerPoint rather than stream them from the Internet.
- **Notes:** Use the “notes” section of the slides to expand your list of ideas (avoid putting too much on one slide).
- **Parallel Structure:** Begin each bullet point with the same structural pattern (e.g., list of nouns, phrase beginning with active verb).
- **Spelling and Grammar:** Use spell check and proofread your slides several times.
- **Preview:** Preview every slide before the presentation.

Practice your presentation until you feel comfortable. Never read your slides but use them as a guidepost. As you rehearse, track how long it takes you to go through all the slides, and adjust your presentation to meet the time requirements for the talk.

Communicating Effectively

Public speaking makes everyone somewhat nervous. You can overcome your anxieties by preparing carefully and concentrating on the audience when you speak. Your presentation is about them—not you. Your goal is to tell a story about a problem and let your audience know how they can help solve it. Share your enthusiasm about your theme, perhaps by interweaving an uplifting story about how an adult helped protect a child from abuse.

Speak in a positive, enthusiastic, warm tone. Smile, make eye contact, and focus on the audience. Try to vary your cadence, the pitch of your voice, and your facial expressions. Avoid mannerisms and physical gestures, and concentrate on the message. The more you practice, the less likely you will be to fall back on “fillers” such as “um” and “like” between your sentences. Be prepared for interruptions because if you are doing well, your audience will ask many questions. If you prefer to take questions at the end, tell your audience at the beginning of your talk. Also, let your audience know whether they may use social media during your presentation. Listeners tapping on their smart phones while you are talking can be disconcerting, even if they are complimenting you by tweeting what you are saying.

Prepare the Room

Check the room for any features that may disrupt your presentation, such as loud air conditioning or window glare. Make a list of these items, and visit the room a day in advance to prepare for (and if possible, eliminate) these potential distractions. Check the size, the layout, any physical obstacles, the location of the doors, and the amount of seating. Check your computer, projector,

Presentation Tips

screen, and microphones, and ask someone to tell you if your voice is audible. Load your presentation onto the computer, and run through the entire presentation to make sure the computer and projector are working properly. You might also want to have a backup copy of your presentation on another computer and make a hard copy in case of unexpected technical problems. Arrive at least one hour before the presentation to check the equipment again and make sure you are comfortable before you speak.

Sample PowerPoint Template

Accompanying this section is a sample PowerPoint template featuring the 2013 NCVRW theme and graphic design. You may use the template to prepare and customize your own NCVRW PowerPoint presentations. Images of the master title and content slides appear on this page, and you will find the actual PowerPoint file on the NCVRW CD-ROM. ★



Community Partner Ideas

ALLIED PROFESSIONALS

- Victim Service Agencies
- Law Enforcement Professionals, Prosecutors, and Corrections and Probation Officers
- Healthcare Professionals
- Mental Health Professionals

BUSINESSES AND CORPORATIONS

- Business and Professional Associations
- Fitness Centers
- Grocery Stores and Restaurants
- Visitors' and Convention Bureaus

CIVIC ORGANIZATIONS

COLLEGES AND UNIVERSITIES

CULTURAL ORGANIZATIONS

FAITH COMMUNITIES

GOVERNMENT AGENCIES AND OFFICIALS

- Agencies Serving Seniors and Persons with Disabilities
- Community Liaison Offices
- Consumer Protection Agencies
- Libraries
- Public Officials
- Schools

WORKFORCE DEVELOPMENT/JOB-SEARCH CENTERS

MILITARY INSTALLATIONS

TRIBAL AUTHORITIES

YOUTH-SERVING ORGANIZATIONS

The power of partnerships launched the crime victims' rights movement and the achievements we celebrate every year. Families of murdered children and victims of sexual assault, drunk driving, domestic violence, and other crimes mobilized at the grassroots level and joined forces to demand justice for victims of crime. The National Campaign for Victims' Rights founded by these partners led to President Ronald Reagan's reforms on behalf of crime victims, his declaration of the first National Crime Victims' Rights Week, and victims' rights legislation and victim services. Advocates nationwide recently joined the Office for Victims of Crime (OVC), Office of Justice Programs, U.S. Department of Justice, to produce the **Vision 21** initiative to advance the effectiveness of our work. Through our partnerships, we have made history.

National Crime Victims' Rights Week offers an opportunity to renew and strengthen our partnerships and teamwork, and to highlight the collaborative approaches that are integral to the **Vision 21** initiative. The 2013 Resource Guide, in fact, is the product of a partnership between OVC and the National Center for Victims of Crime, and is supported by the U.S. Postal Inspection Service and the partner organizations listed in Section 7, "Additional Resources," of this Resource Guide. Through partnerships, organizations can mobilize their experience, skills, resources, and stakeholders to help plan a powerful NCVRW strategy.

This section includes ideas for partnerships you can form to plan your community's 2013 NCVRW activities. You can use these ideas to expand your reach, lighten your workload, and build partnerships that will sustain your work throughout the year.

Extend Your Reach through Partnerships

Allied Professionals

You can partner with other victim service agencies such as: law enforcement and social services professionals; healthcare providers; consumer agencies; and other community groups whose mission involves working with crime victims. All these professionals understand the impact of crime on victims and the need to invest in serving victims effectively. Your NCVRW partnerships with allied professionals may also lead to collaboration in other areas—such as fundraisers, public awareness campaigns on specific crimes, and coordinated community responses to victims in your area.

Victim Service Agencies

Rape crisis centers, domestic violence shelters, district attorney's victim advocates, and homicide support organizations often work side by side in the same jurisdiction. Collaborating with other victim service agencies that share your mission and challenges can produce wider audiences and a more powerful impact for your NCVRW events. A jointly planned NCVRW information fair for local officials, for example, would showcase each agency's role in helping victims, and also pinpoint the current gaps in the community's response capacity.

Law Enforcement Professionals, Prosecutors, and Corrections and Probation Officers

Criminal justice professionals understand the impact of crime on victims. Some law enforcement agencies have crime victim specialists to assess victims' needs, provide crisis intervention, help with safety planning, accompany victims through the criminal justice process, provide information about their cases, and refer them to victim services. Police departments may publish or distribute booklets or resource cards to help crime victims in the aftermath of crimes. Criminal justice agencies can help publicize your NCVRW events through their own communications networks and their ties to community institutions, such as businesses and schools. You can invite police officers,

school resource officers, corrections officials, or prosecutors to speak at your events, and you can honor public officials and criminal justice professionals who have shown particular concern for crime victims.

Healthcare Professionals

Because victims often sustain injuries, medical professionals have firsthand knowledge about victimization and can help educate the community about the impact of crime. Primary care and emergency room physicians and nurses treat injured crime victims and regularly screen patients for signs of abuse. Sexual Assault Nurse Examiners (SANEs) care for sexual assault victims, and school nurses serve children who have been hurt or exposed to violence. These professionals play a key role in victims' ability to recover from crime. You can invite your local hospital, medical and dental society, nurses' association, and physical and occupational therapists to help plan your NCVRW activities. Those organizations can provide speakers for your educational programs and publicize your activities in their offices and through their communications networks.

Mental Health Professionals

The mental health consequences of crime can be severe and long-lasting. Victims may hesitate to resume their normal routines for fear of being victimized again. They may suffer from depression, posttraumatic stress disorder (PTSD), alcoholism, and a range of other problems. Child and teenage victims may have a variety of problems negotiating the journey to adulthood. Yet most victims never receive the psychological help they need. In planning your NCVRW events, you can partner with community mental health associations and other mental health professionals' societies. You might also work with drug treatment facilities, which seek to protect their clients from being victimized by crime. You can give these organizations information about crime victim compensation, safety planning, and other services to share through their communications networks.

Businesses and Corporations

Every year, businesses lose billions of dollars to crime. Business owners face huge losses from shoplifting, vandalism, robbery, check fraud, and cybercrime, and they spend millions each year to protect themselves and their customers. Throughout the nation, businesses are forming their own coalitions, such as Business Improvement Districts, to beautify their business districts, attract customers, and prevent crime. You can identify potential partners by researching which businesses have launched such initiatives, formed partnerships with law enforcement, or encouraged their employees to get involved in community service with at-risk youth or crime victims. Invite these businesses to become your NCVRW planning partners—to share resources, volunteers, marketing skills, and communications networks that can help develop and conduct your NCVRW events. Be sure to feature their leaders as speakers and honor their contributions to your community's NCVRW events.

Business and Professional Associations

Business associations, which promote their members' interests and help revitalize communities, make great NCVRW partners. You can work with your local Chamber of Commerce, Better Business Bureau, civic improvement societies (business-resident partnerships), insurance roundtables, and professional associations (e.g., bar association, information technology professionals association), or unions representing workers from various trades and professions. Contact officials from these organizations, explain how National Crime Victims' Rights Week advances their mission and enhances the community's well-being, and invite them to help plan your NCVRW events. You can build on these partnerships throughout the year to mobilize your community on behalf of crime victims.

Fitness Centers

Fitness clubs, which often operate from early morning until late evening or even around the clock, may have

trouble protecting the safety and property of their customers. Theft from customers' cars and lockers are common, and patrons leaving the gym after dark are vulnerable to assault. You can contact your local fitness centers and their parent companies; invite them to join in planning and publicizing National Crime Victims' Rights Week, and share information to help them protect their customers from crime. Encourage them to build awareness about their business by sponsoring your walk/run or other athletic events for victims' rights.

Grocery Stores and Restaurants

Because almost everyone patronizes grocery stores and restaurants, these businesses can connect your NCVRW campaign to the entire community. Grocery stores can distribute NCVRW messages on their community bulletin boards and advertising flyers. Restaurants can use NCVRW placemats to build awareness about the week's events and donate food for your events. When you print your outreach products in a variety of languages, you can reach groups that might not otherwise receive NCVRW messages. You can contact individual stores and restaurants and their associations, propose an NCVRW partnership, and plan how to involve your entire community in your NCVRW observance.

Visitors' and Convention Bureaus

To attract tourists, communities must be safe, secure places to visit. Visitor and convention bureaus and hotel associations, which have a strong interest in public safety, can be resourceful NCVRW partners. You can reach out to your local tourism-related agencies and alert them about protecting their customers and preventing crime. Hotels, for example, may appreciate receiving the latest updates on hackers using hotel Wi-Fi connections to steal personal information from their guests. You can encourage them to join you in planning National Crime Victims' Rights Week. They can provide marketing and publicity resources

Extend Your Reach through Partnerships

for your campaign and help you provide information on resources for crime victims in your area.

Civic Organizations

Civic organizations such as Kiwanis, Rotary Clubs, Lions Clubs, and Soroptimist International work to serve their communities. You can reach out to these organizations—as well as parent–teacher organizations, schools and university alumni groups, neighborhood and crime watch associations, retirees’ groups, ethnic and cultural organizations, and even hobby groups such as photography and garden clubs—to involve their members and contribute their skills to your NCVRW campaigns. Members can help you plan and host events, design outreach materials, and become volunteers. Organizations representing underserved victims (e.g., ethnic communities, victims with disabilities, and seniors) can provide volunteers to help disseminate information about crime victims’ rights and services. Some groups may provide translators to reach specific audiences, share volunteers, and offer guidance on the best ways to include their communities in NCVRW events.

Colleges and Universities

Colleges and universities host a wide range of NCVRW activities, such as art exhibits, rallies, and walk/run events. These institutions can provide space for events; they may also contribute design and media experts, donors and patrons, and enthusiastic student volunteers and participants that can help with your NCVRW campaigns and events. You may contact the communications offices of your local colleges and universities when you begin event planning. Ask them to partner with you and to suggest ways to enhance your campaign, and then recognize their contributions in your ceremonies and outreach materials.

Cultural Organizations

Art galleries, art and music education programs, arts councils, and dance schools can contribute unique skills and resources to your NCVRW campaigns. They can host art exhibits, design flyers and media outreach, perform at events, and promote your observances to their members, patrons, and students. As you begin planning your campaign, you can contact the communications offices of your local cultural organizations, propose an NCVRW partnership, and describe how such partnerships have worked successfully in other communities (see “Ideas for Special Events”).

Faith Communities

Your local churches, synagogues, and mosques, and their affiliate organizations, share a commitment to justice and to protecting their community members. You can invite members of the clergy, lay leaders, and religious service organizations (e.g., the Knights of Columbus, American Friends Service Committee, B’Nai B’rith) and charities to join your NCVRW preparations. If you do a quick assessment of crime in the neighborhoods around your local religious institutions, you can see what kinds of information and help these communities might need. Ask your community religious leaders to host events, mobilize volunteers, and speak at your NCVRW events.

Government Agencies and Officials

Government agencies can powerfully boost the scope and impact of your NCVRW outreach. In addition to the public safety departments that often employ victim advocates (e.g., police departments, prosecutors’ offices, and family justice centers), you can partner with government consumer protection agencies, libraries, agencies for seniors, commissions for women and youth, and ethnic community liaison offices to publicize events and contribute resources and volunteers. Partnerships with such agencies can also lay the groundwork for coordinated community responses

to crime and other forms of collaboration throughout the year.

Agencies Serving Seniors and Persons with Disabilities

Seniors and persons with disabilities are frequently targeted for certain types of crime, such as scams, fraud, and abuse. These groups can benefit from knowing their rights and the services that are available to them. Area Agencies on Aging, senior centers, adult protective services, commissions on aging, and community college senior education programs, as well as agencies serving persons with disabilities, can offer outreach opportunities, community education, volunteers, and alliances to improve the safety of seniors and persons with disabilities in your communities.

Community Liaison Offices

Agencies that serve as liaisons to ethnic groups can bring your NCVRW messages to communities that often do not know their rights or the services available to them as crime victims, regardless of their citizenship status. These offices can share information about criminal justice procedures and can reduce their community members' fear of reporting crime—a common problem among recent immigrants. National Crime Victims' Rights Week offers a great opportunity to involve the leaders of these communities in your planning. Their participation allows you to publicly acknowledge their contributions to the larger community and to encourage their members to exercise their rights and seek services when they need them.

Consumer Protection Agencies

Some county, state, and even local governments have agencies to protect their citizens from fraud, theft, and irresponsible business practices. Consumer protection staffs can provide the latest information about scams and other forms of financial abuse in their communities. These

agencies can provide speakers for your events, facts about recent patterns of financial crimes in your area, and information about how victims of scams or abusive practices can seek their help.

Libraries

Public libraries offer unique access to a wide range of community members. Students, seniors, neighborhood leaders, and patrons from every demographic use libraries and their websites to find information and connect with the community. Libraries can host meetings and educational forums, display NCVRW posters, post announcements, or present multimedia displays on crime victims' rights or victim assistance.

Public Officials

Your federal, state, and local officials can increase the success of your NCVRW campaigns. Through proclamations, official news releases, and their presence at NCVRW ceremonies, mayors, governors, state's attorneys, and other officials underscore the importance of crime victims' rights and lend the power of their offices to your NCVRW observances. You can contact their staffs and invite your elected officials to participate in your NCVRW outreach and events. Your collaboration with elected officials on NCVRW activities may also boost your visibility as a resource for legislation and public policy on crime victim issues in your community.

Schools

Domestic violence, bullying, child sexual abuse, and other crimes affect millions of children every year. Schools can provide support to these young victims, help prevent violence, and promote justice for children and their families. Partnerships with schools allow you to bring NCVRW messages to children, parents, teachers, administrators, and neighborhoods throughout the school system. You can raise awareness through student art, essays, and public-

Extend Your Reach through Partnerships

speaking contests, and honor the winners at NCVRW ceremonies. Students can plan their own outreach campaigns (using school media and art department resources); schools can host educational forums and assemblies, sociodramas, debates, and plays on issues that affect children in your community.

Workforce Training/Job-Search Centers

Because crime may cause unexpected expenses for victims, its impact on unemployed and underemployed victims can be especially severe. Such victims need to know their rights and the local services available to them as crime victims. Workforce training centers can post NCVRW information and host events to build awareness about crime and crime victim services in their neighborhoods.

Military Installations

Domestic violence, sexual assault, shootings, and other crimes take place both within and outside the walls of military installations. Although the Uniform Military Code of Justice differs in some respects from other jurisdictions' criminal codes, military crime victims have rights. These include the right to be treated with fairness and respect, to be notified of court proceedings, to be present at proceedings related to the offense, to be informed about the case, and to receive available restitution. You can work with military victim services officers and communications professionals to promote National Crime Victims' Rights Week in military media and print communications. You may encourage them to hold NCVRW ceremonies and to honor military leaders who have protected the rights of victims under their command.

Tribal Authorities

Native Americans and Alaska Natives in the vast Indian Territories (more than 55 million acres) experience significantly higher-than-average crime rates. Recently, the

federal government has worked intensively with Tribal police and Bureau of Indian Affairs agents to prosecute more cases and enhance crime prevention and intervention efforts. Ask your colleagues who serve these communities (or local organizations that represent them) to identify the key problems for these populations and how NCVRW outreach could help them. You can reach out to community leaders, seek their suggestions, and work together to promote the priorities they identify. Whenever possible, you can include Native Americans in your events and honor their leaders in your ceremonies.

Youth-Serving Organizations

Because young people are more likely than any other age group to be victimized by crime, youth-serving organizations have a strong interest in victims' rights and services. NCVRW partnerships with such agencies can help build awareness about crimes against young people, best practices for prevention and intervention, and local resources to protect children and prevent crime. Potential NCVRW partners include the YMCA and YWCA, Campfire USA, Boy Scouts and Girl Scouts, Big Brothers and Big Sisters, City Year, Junior Achievement, International Order of Rainbow for Girls, the Boys' and Girls' Clubs of America, the National Youth Leadership Council, youth athletic leagues, and faith-based youth organizations throughout the nation. You can also partner with parent-teacher organizations and local mentoring programs to publicize and hold NCVRW events. ★

NCVROW Special Events

ART EXHIBITS

BALLOON AND BUTTERFLY RELEASES

BILLBOARD CAMPAIGNS

CANDLELIGHT VIGILS

CLOTHESLINE PROJECTS

COMMEMORATIVE DISPLAYS

- Commemorative Quilts
- Empty Shoes Displays
- Memorial Displays

DENIM DAY

DOCUMENTARIES

EDUCATIONAL FORUMS

INFORMATION AND RESOURCE FAIRS

INITIATIVE ANNOUNCEMENTS

MEDIA OUTREACH

RALLIES

THEATER ADVERTISEMENTS

TREE CEREMONIES

VIDEO PUBLIC SERVICE ANNOUNCEMENTS

WALK/RUN EVENTS

YOUTH-FOCUSED EVENTS

- Art, Poetry, and Essay Contests
- Poster and Billboard Contests

National Crime Victims' Rights Week showcases the talent, creativity, knowledge, and experience of victim-serving professionals throughout the nation. Through special events such as arts festivals, educational forums, marches, memorial ceremonies, media campaigns, and countless other vehicles, these professionals mobilize their communities to advance victims' rights. Some of the events listed below are supported by the National Association of VOCA Assistance Administrators, through a grant from the Office for Victims of Crime. These Community Awareness Projects (CAPs) are selected for funding on the basis of collaboration, innovation, community impact, media involvement, and experience with victims' issues. In the following list of events from communities around the country, the 2012 CAP events are noted with an asterisk (*). We hope these ideas will help you as you begin planning your own events for 2013. To view more CAP descriptions, including those from prior years, you may visit <http://cap.navaa.org/previous.html>.

Ideas for Special Events

Art Exhibits

Art powerfully conveys the anguish, pain, and disorientation caused by crime. Yet through art, victims can also find peace, strength, and healing. In Kalispell, Montana, the Center for Restorative Youth Justice presented “Images and Voices: the Road to Repair,” an interactive art exhibit to recognize victims of crime. Featuring images of local youth and of youth crime victims, the exhibit encouraged the two populations to find healing and growth by entering one another’s worlds. In Poughkeepsie, New York, Family Services of Poughkeepsie presented the “Visions of Hope and Healing” exhibit of art by survivors of domestic violence and other crimes at the Cunneen-Hackett Arts Center. In the Douglas County, Georgia, courthouse, the district attorney’s office presented its annual “Victims’ Rights Art Show” featuring work by student artists who depicted what victims’ rights mean to them. In Arizona, a kickoff event presented by the Arizona Attorney General’s Office, the Office of the Governor, the state Department of Corrections, and the Maricopa County Attorney’s Office* included an exhibit of victims’ art titled “For Our Eyes—Community Cohesion: Bond, Bridges, and Barriers.”

Balloon and Butterfly Releases

Victims and their loved ones seek freedom from the harm caused by crime. NCVRW ceremonies throughout the country often include the release of balloons and butterflies to symbolize freedom, hope, rebirth, and the triumph of the human spirit. Winnemucca Domestic Violence Services in Winnemucca, Nevada,* coordinated programs in elementary schools that involved children releasing balloons during National Crime Victims’ Rights Week. Balloon releases were also part of NCVRW ceremonies presented by the Crime Victims Assistance Center, Inc., in Binghamton, New York;* the North Dakota Department of Corrections and Rehabilitation in Bismarck, North Dakota;* and the Advocacy Center for Crime Victims and Children in Waco, Texas.* Butterflies were released at ceremonies held by Napa County District Attorney’s Office and NAPA

County Women’s Services in California and by the children of a homicide victim at an NCVRW ceremony in Vero Beach, Florida. At the first annual Crime Victims’ Expo and Memorial Walk in Las Cruces, New Mexico, children made paper butterflies to symbolize hope.

Billboard Campaigns

Billboard campaigns played a key role in outreach for 2012 National Crime Victims’ Rights Week. The Partnership Against Domestic Violence of Atlanta, Georgia,* presented a billboard and mass transit awareness campaign about domestic violence and National Crime Victims’ Rights Week. In Springfield, Illinois, the Illinois Victim Assistance Network* erected a billboard in a high-traffic area with information about National Crime Victims’ Rights Week and victims’ rights. Billboards placed near major highways in Beatrice, Nebraska, by the Gage County Victim Assistance Program* promoted National Crime Victims’ Rights Week for three months. In Ohio, the Pike County Partnership Against Domestic Violence in Waverly* displayed the winning poster from an NCVRW student art contest on a billboard for an entire year.

Candlelight Vigils

Candlelight vigils convey the solemnity, reverence, and hope that characterize National Crime Victims’ Rights Week. Communities gather at such vigils to honor crime victims and recommit to the task of ensuring their rights. Among the hundreds of organizations that held such events in 2012 were the Crime Victims Council of Lehigh Valley in Allentown, Pennsylvania; the Georgia Victim Services Department of Mothers Against Drunk Driving in Atlanta, Georgia; Parents Of Murdered Children in Delaware County, Pennsylvania; the Fort Wayne Police Department Victim Assistance Program in Fort Wayne, Indiana; the San Bernardino District Attorney’s Office in San Bernardino, California; the Pueblo County Sheriff’s Office in Pueblo County, Colorado; and the Alachua and Gainesville, Florida area victim services agencies.

Theme Video* in Action

Last year, Community Awareness Projects found a variety of uses for the Theme Video in their outreach efforts. As you plan your 2013 NCVRW campaigns, you might find some of the following suggestions helpful:

PLANNING

- Brainstorm with your planning team on how to build your NCVRW campaign and messages and how to best use the Theme Video in your outreach appeals.
- Show the Theme Video to your staff to prepare them for NCVRW activities.
- Use the Theme Video to train and build awareness among your volunteers and interns.
- Use the Theme Video to educate local students about crime victims' rights and to recruit them to participate in NCVRW poster and art contests.

WEB OUTREACH

- Embed the Theme Video in your organization's website.
- Post a link on your site to the Theme Video on the OVC website or YouTube.
- Link to the Theme Video in your social media outreach.
- Produce a localized NCVRW public service announcement to post on your website or use at presentations.

CEREMONIES AND EVENTS

- Show the Theme Video at the beginning of your community's candlelight ceremony.
- Open your NCVRW kickoff ceremony with the Theme Video, and ask your speakers to focus their comments on the key video themes (for 2013, they are child sexual abuse, child sex trafficking, and elder financial fraud).
- Project the Theme Video on a large screen, to run repeatedly before and after your opening events.

PRESENTATIONS

- Edit the Theme Video to include personal accounts by local victims and survivors and offer the edited video to local advocates or educators for presentations in schools and neighborhoods to show the impact of crime.
- Present the Theme Video at an educational open house (e.g., "Protect Your Identity Day").

* This year, the Theme Video will be sent in a follow-up mailing in early 2013. It will also be available online at www.ovc.gov/hcvrw2013.

Clothesline Projects

By displaying T-shirts designed by victims of domestic violence and other crimes, communities build awareness about violence, particularly against women. The T-shirt messages convey the pain and disruption caused by these crimes. Among the many agencies that presented Clothesline Project displays were the Bronx District Attorney's Office, Bronx, New York; the Northwestern District Attorney of the Commonwealth of Massachusetts; the Ottawa County Prosecutor's Office Victim Assistance Program in Port Clinton, Ohio; Family Resources Rape/Sexual Assault Counseling and Advocacy Program in Rockland, Illinois; and AmeriCorps Victim Assistance Program in Concord, New Hampshire.

Commemorative Displays

At National Crime Victims' Rights Week events throughout the nation, communities display commemorative quilts, memorial walls, personalized tiles, silhouettes, empty place and shoe exhibits, and photo montages to remember and honor crime victims and help them heal and recover.

Commemorative Quilts

New Hampshire's 25th annual Crime Victims' Rights Day ceremony included a display of quilts with images of those who had lost their lives as a result of crime. In Fresno, California, the James Rowland Crime Victim Assistance Center held the 2012 unveiling of the Victims' Memorial Quilt on April 19. In Hanford, California, 19 memorial quilts adorned the walls of the Kings County administration building to commemorate the victims of violent crime. Also, in Denver, Colorado, at an event held by Colorado Victims Assistance,* attendees honored victims by writing each name on a leaf and pinning it to a memorial quilt.

Ideas for Special Events

Empty Shoes Displays

Empty shoes displays powerfully convey the impact of crime on victims and the community. In Adams County, Illinois, the State's Attorney Victim/Witness Program and Quincy University hosted a commemorative display of shoes representing the 100 victims helped by the program in an average week. In Collin County, Texas, empty shoes lined the courthouse steps as visual reminders of victims who walked through the county's justice system in the past year. At the end of the week, a local church group collected the shoes to distribute on their next mission trip. The California Department of Corrections and Rehabilitation headquarters office presented an empty shoe display symbolizing the steps victims take on their way to justice and the strides made by law enforcement, state and local officials, and victim assistance professionals to help victims, protect their rights, and ensure that victims' voices are heard.

Memorial Displays

Every year in Dickinson, Texas, the police department holds a ceremony in which memorial bricks are placed at the entrance to police headquarters to commemorate victims of crime; in Albany, New York, bricks are added to a walkway at the state Crime Victim Memorial to honor victims; and Binghamton, New York,* pays tribute to homicide victims with its memorial wall. Last year, the city of Fort Myers, Florida, presented a silhouette display to remember victims of homicide. In Hays County, Texas, officials, advocates, and victims and their loved ones placed a commemorative stone marker in honor of crime victims in front of an oak tree at the government center. The city of San Bernardino, California, presented a photo display of victims of violence, and in Santa Cruz, California, relatives and loved ones placed photos of deceased victims along the city's NCVRW commemorative walk.

Denim Day

Denim Day, which began after a 1998 Italian Supreme Court decision that found a rapist innocent because the victim had been wearing jeans, has become an international form of protest against sexual assault. Throughout Wisconsin, many state Department of Justice staff members wore jeans to work to recognize Denim Day and to support victims of sexual violence. In New York City, Denim Day was held on April 25 and included an informational event presented by Safe Horizon's Staten Island Court and Community Programs and the New York City Alliance Against Sexual Assault.

Documentaries

Documentaries can effectively convey the impact of crime on victims and the mission of National Crime Victims' Rights Week. In Ellijay, Georgia,* the Appalachian Judicial Circuit, Office of the District Attorney, Victim-Witness Assistance Program prepared a 30-minute documentary to inform the local population about victim-based resources in their area. The film included messages from officials and victim service providers that explained what they do and the services they provide for victims. In Helena, Montana, the Montana Board of Crime Control* developed a documentary on victims' rights that was shown at the state capitol during National Crime Victims' Rights Week; a companion pocket resource guide was distributed at every showing.

Educational Forums

In Topeka, Kansas, the governor and attorney general held the state's 15th annual Crime Victims' Rights Conference, with the NCVRW theme, *Extending the Vision: Reaching Every Victim*. In Arkansas, the Crime Victims Assistance Association of Arkansas and Parents Of Murdered Children, Inc.,* collaborated on a "Recognition and Victims' Rights" forum that included awards to individuals, agencies, and victims dedicated to victims' rights. In Tucson, Arizona, Homicide Survivors, Inc.,* held a public forum to

focus attention on victims' rights and services for those in unhealthy relationships. In Dallas, the U.S. Attorney's Office for the Northern District of Texas held a crime victim forum and resource fair to raise awareness about crime victims' rights.

Information and Resource Fairs

In Minnesota, Sherburne County Victim Services* in Elk River held a resource fair for youth that included presentations, activities, and workshops on healthy relationships, safety tips, self-defense, binge drinking, and conflict resolution. In Enid, Oklahoma, Youth and Family Services of North Central Oklahoma, Inc.,* and its partners began National Crime Victims' Rights Week with a resource fair on community safety and victims' rights and resources. A resource fair presented by the 19th Judicial Circuit Victims' Rights Coalition* in Fort Pierce, Florida, focused on crime victim resources for the underserved Hispanic and Haitian communities. In Reading, Pennsylvania, at a resource fair held by the Victim/Witness Unit in the district attorney's office, the public received canvas bags imprinted with the 2012 theme and containing information on local crime victim resources.

Initiative Announcements

Organizations and public officials often choose to introduce victim-related initiatives during National Crime Victims' Rights Week. In Florida, the U.S. Attorney for the Middle District of Florida announced efforts to collect restitution on behalf of federal crime victims. In New York City, the Department of Corrections announced a groundbreaking bill of rights for staff members who have been victimized by crime, believed to be the first such bill of rights for corrections personnel who are victimized either at their jobs or in other settings. In Wisconsin, the newly passed Crime Victim Rights Preservation Act officially took effect during National Crime Victims' Rights Week. The act gives the Crime Victim Rights Board the ability to take action when victims are not treated with "fairness, dignity,

and respect for their privacy"—rights that are spelled out in the Wisconsin state constitution. The legislation also allows victims to ask a judge to enforce their rights when violations are ongoing.

Media Outreach

Last year, organizations used coordinated media campaigns to advance their NCVRW outreach. In Alabama, Victim Services of Cullman, Inc.,* organized a "Voices of Youth for Crime Victims' Rights" media campaign that included public service announcements, press releases, posters, and flyers. They reached out to radio and television stations, educational institutions, and local businesses for assistance in promoting their project. In Indiana, the Vanderburgh County Prosecutor's Office Victim Assistance Program* in Evansville publicized its NCVRW awareness ceremony through social media and the placement of radio and television ads. In New York City, the Office of the Mayor kicked off Phase II of its multimedia "Let's Call an End to Human Trafficking" public awareness initiative at the Bronx Family Justice Center. The campaign released print ads in community newspapers and included messages in Chinese, English, Korean, Russian, and Spanish. Through multi-agency collaboration and public-private partnerships, the campaign distributed more than 10,000 palm cards containing educational information in all five boroughs. Each palm card also contained the information in Chinese, English, Korean, Russian, and Spanish.

Rallies

In Carlisle, Pennsylvania, several county agencies, including the Victim Services Division of the Cumberland County District Attorney's Office, participated in the 11th Annual Cumberland County Victims' Rights Rally to build awareness about the options available for victims of crime and to honor local individuals who donate their time to advocate for victims and their rights. In Springfield, Illinois, the Illinois Victim Assistance Network* hosted a rally featuring victims who shared their stories about how victims' rights

Ideas for Special Events

affected their journey through the criminal justice system. After the rally, attendees walked a path marked with signs explaining each right. In California, the governor participated in crime victims' rights rally on the steps of the state capitol, organized by Crime Victims United of California and the California Correctional Peace Officers Association.

Theater Advertisements

NCVRW campaigns can reach a large, receptive audience by placing targeted ads in movie theaters. In Florida, Mothers Against Drunk Driving, Tallahassee,* placed ads in six movie theaters in the largest cities in the state, in areas with the highest concentrations of alcohol-related deaths. In Pennsylvania, the Victim/Witness Assistance Program of Harrisburg* placed theater ads as part of a community awareness campaign that included advertisements in restaurants, on billboards, on buses, and in grocery stores, as well as inserts in all utility bills. The Illinois Victim Assistance Network* also placed public service announcements in local theaters.

Tree Ceremonies

For many victims and their loved ones, trees symbolize life, renewal, and hope in the face of loss. For the fourth consecutive year in Tennessee, the state Board of Probation and Parole planted trees across Tennessee to raise awareness of the importance of crime victims' rights during National Crime Victims' Rights Week. In Fort Worth, Texas—as part of the Women's Center of Tarrant County's* outreach campaign—a crime victim commemoration plaque was placed on one of the memorial trees planted on a local college campus. In Racine, Wisconsin, at an event focused on intimate partner violence and sexual assault held by the Speak Up/Speak Out* program, attendees were given pine tree seedlings to plant, celebrating the new life and growth that comes from healing.

Video Public Service Announcements

In 2012, victim assistance agencies produced several powerful video public service announcements, of varying lengths, to raise awareness of the needs and rights of crime victims. The Colorado Organization for Victim Assistance* in Denver produced a short film featuring interviews with victims and survivors who told their stories, and included information about the rights and services offered to crime victims. YWCA of Northwest Georgia, Marietta,* produced a five-minute video and 60-second public service announcement to promote victims' rights week and crime victimization, which aired on the local government channel and was posted on the YWCA's Facebook page. In Ashland, Wisconsin, the New Day Shelter, a local VOCA advocate, and its partners produced a public service announcement on victims' rights that aired locally.

Walk/Run Events

Walk/Run events attract diverse crowds to NCVRW ceremonies and educational events. The Riverside, California, District Attorney's Office* held a "Victim's Walk/Run for Justice" before the opening NCVRW ceremony that launched the week's observance. Participants wore colored ribbons to represent different victim groups. In Broward County, Florida, the week ended with the 5K "Walk to Remember." The Fourth Judicial District of Colorado held its annual NCVRW 5K "Fun Run" in Colorado Springs. The North Carolina Victim Assistance Network,* the City of Cedar Rapids in Iowa, and Galveston County, Texas, held 5K walk/run events. Also, the George Mason University in Fairfax, Virginia, held its 16th Annual Victims' Rights Run and Walk.

Youth-Focused Events

NCVRW events throughout the nation focus heavily on youth, who are disproportionately affected by crime. The "Voices of Youth for Crime Victims' Rights" media campaign by Victim Services of Cullman, Inc.,* in Alabama

used public service announcements, news releases, posters, flyers, and student contests to promote awareness of victims' rights among youth.

In the District of Columbia, Reaching Out to Others Together, Inc.,* held a one-day conference focusing on black victims of violence, including dating violence, gang violence, and children who witness violence. Townhall II* in Kent, Ohio, held a “Pinwheels for the Prevention of Child Abuse” event, with a pinwheel representing each abused child.

Art and Essay Contests

Each year in Texas, the Parker County Attorney's Office hosts a popular school art contest that honors the victims of crime in conjunction with National Crime Victims' Rights Week. “The fantastic thing about the Parker County Attorney's School Art Contest,” said the victim assistance coordinator, “is that we use it as a tool for every school-age student in Parker County to stand up for the fundamental rights of others.” In Staten Island, New York, the Richmond County District Attorney's Office and Safe Horizon co-sponsor an NCVRW student art and writing contest and honor the winners at their NCVRW candlelight vigil.

Poster and Billboard Contests

The Arapahoe County, Colorado, Sheriff's Department* held an NCVRW poster contest for local students—expanded to include charter schools, private schools, and youth groups as well as public school students. Pike County Partnership Against Domestic Violence* in Waverly, Ohio, held a poster contest for students in grades 9 to 12, with the winning poster featured in a local newspaper and displayed on a billboard for a year. In Oklahoma, the Oklahoma District Attorneys Council, Oklahoma City,* conducted a billboard design contest with a local school. The winning design was made into a billboard to promote National Crime Victims' Rights Week, and all of the billboard designs were displayed at the Museum of Art during National Crime Victims' Rights Week. ★





Section 3 RESOURCE GUIDE ARTWORK



The *2013 National Crime Victims' Rights Week Resource Guide* offers a great selection of professionally developed, original artwork to draw visual attention to your community's NCVRW observance. By using the 2013 Resource Guide Artwork, which provides space for you to add your local contact information, you become part of the nationwide effort to raise awareness about crime victims' rights and services during National Crime Victims' Rights Week.

2013 NCVRW Artwork Elements

This year's artwork highlights the 2013 NCVRW theme—*New Challenges. New Solutions.*—which renews our resolve to meet emerging challenges in achieving justice for victims. The theme colors—midnight blue and orange—convey the spirit and energy that inspire our work. (See “A Printing Primer” on page 4.) The fonts used throughout the Resource Guide, in both the artwork and body text, include **Rockwell Extra Bold** and **Franklin Gothic** (in varying weights). With the exception of the large and small theme posters, all hard-copy artwork in the mailed version of the Resource Guide is 8½" x 11" with a ¼" margin (*this year provided in color for the first time!*). You can make copies of the artwork on home or office printers using the CD-ROM (enclosed in mailed copies of the *2013 NCVRW Resource Guide*) or on photocopy machines. Much of the artwork also includes space for adding your organization's contact information. (See “TIP: Text Fields on Fillable PDFs.”) As in years past, all of the 2013 NCVRW Resource Guide artwork is available for free download at www.ovc.gov/ncvrw2013.

Artwork on CD-ROM

Almost all print shops today print from digital art files. For flexibility and convenience, the CD-ROM included in the mailed, hard-copy version of the Resource Guide contains electronic artwork in a variety of formats:

- 1. PDF.** PDFs are widely accessible files that can be opened with Adobe Reader, available for free download at www.adobe.com. The CD-ROM contains PDFs in both black-and-white and process colors.

TIP: TEXT FIELDS ON FILLABLE PDFS

Some of the artwork on this year's CD-ROM contains text fields that allow users to type directly on the PDF in Adobe Reader. On those pieces (e.g., posters, name tags, table cards, certificates of appreciation), you can easily add your contact information or other data. Simply place your cursor over the appropriate region of the artwork. When you are over a “fillable” text field, the cursor will change to an I-beam. Click on the field to change the I-beam to a text cursor, and begin typing. Alternatively, if you want to insert text in different fonts, sizes, or colors, format your text in Microsoft Word and copy and paste it into the PDF text fields.

- 2. JPEG.** JPEG files are individual images that can be placed in graphics programs, various word processing programs, and on websites. On the CD-ROM, each piece that incorporates this year's theme and poster artwork is available as a JPEG. The CD-ROM includes both black-and-white and color JPEG images in RGB (display colors viewed

TIP: USING JPEGS IN WORD

To place JPEG files in Microsoft Word, choose “insert > picture” from the toolbar, and select the desired file from the CD-ROM. To type on top of the image, select the image, go to “format > text wrapping > behind text.” Then create a text box and place it over the image. (Make sure the text box does not have a fill or border color selected.)

Resource Guide Artwork

on computer monitors; see “[A Printing Primer](#)” on page 4 for more information).

- 3. Adobe Creative Suite (CS5.5).** Adobe Illustrator and InDesign are professional design and layout programs, respectively, used by graphic designers, publishers, and print shops. InDesign CS5.5 files, as well as the Illustrator CS5.5 images needed to reproduce this year’s artwork, are available in the Resource Guide Artwork folder on the CD-ROM. Creative Suite files are available in process colors as well as black and white.

These three formats (PDF, JPEG, and InDesign) balance versatility with ease of use, enabling you to incorporate this year’s artwork into all your NCVRW materials, including news releases, event displays, and giveaways.

All of the 2013 NCVRW Resource Guide artwork is available for free download at www.ovc.gov/ncvrw2013.

Resource Guide Artwork Contents

- **2013 Theme Color Palette.** Theme colors and their values in different color systems help you create your own outreach materials.
- **2013 NCVRW Theme Poster.** A smaller variation of the 2013 Theme Poster, this 11” x 17” poster comes in both black and white and color and can be printed on standard tabloid-size paper. This poster contains space to add local contact information.
- **Bookmarks.** Mix and match these bookmark designs front to back to meet your outreach needs. On some designs, space is available to add local contact information. A heavy paper stock, such as 80-pound cover stock, is recommended for these pieces.
- **Buttons, Logos, and Magnets.** Use the provided artwork to create giveaways for your events. Always popular, such items help participants demonstrate their support for crime victims’ rights.
- **Certificate of Appreciation.** You can use the certificate of appreciation to honor crime victims and those who serve them. Certificates should be printed on parchment, fine paper, or attractive card stock; they should include the recipient’s name in calligraphy (either handwritten or typed on the fillable PDF), the name of the public figure or organization presenting the certificate, and the date on which it is presented.
- **Letterhead.** This versatile template is perfect for event fliers, news releases, letters of introduction, and other NCVRW documents. You might also feature the names of NCVRW partners, planning committee members, or sponsoring organizations on the letterhead.
- **Name Tags and Table Card.** You can enhance the formality of your event by using these templates for name tags and table cards at exhibits, ceremonies, conferences, or any other gathering.
- **Information and Referrals Contact List.** This flier listing toll-free numbers and websites for the nation’s leading victim-serving organizations is a must-have for every social service agency in your community. You can (with permission) post the list in public spaces (e.g., libraries, community centers, grocery stores), distribute hard copies to local businesses (ask to speak to a human resources representative), or e-mail the electronic version to local victim-serving and public-safety agencies (e.g., shelters, police departments, doctors’ offices). ***It includes space for local contact information!***
- **Ribbon Cards.** These cards work best printed on a heavy paper stock (at least 80-pound cover). To make ribbons for the cards, cut two eight-inch

strands of dark blue and orange ribbon and form a loop; secure the strands to the ribbon card with a two-inch stick pin. Partner with local volunteers (e.g., from schools, civic organizations, or faith-based communities) for help with assembling the ribbon cards.

- **Web and E-mail Banners—New this year!** You can use these NCVRW-themed banners on your website and in your e-mails.
- **Public Awareness Posters.** The *2013 NCVRW Resource Guide* features three new public awareness posters, which you can personalize with local contact information for use throughout the year:
 - » “Child Sexual Abuse Is Hard to Talk About.” Message: Adults have a responsibility to speak up if they suspect a child is being sexually abused.
 - » “Sold for Sex.” Message: Young people are being trafficked for sex in our cities, towns, and neighborhoods.
 - » “Financial Exploitation: A lifetime of savings can disappear overnight.” Message: Seniors are frequent targets of potentially devastating financial fraud.

Join Forces

Look for local partners to help you produce memorable 2013 NCVRW outreach materials. Businesses or colleges may donate paper, copying services, or ad space. Schools and service organizations may provide volunteers for stuffing envelopes and other outreach activities. Correctional agencies often provide printing and assembly services at reduced fees, and government agencies—including law enforcement—may be willing to offer public affairs staff to design pamphlets and fliers. Help tap your community’s spirit of unity and build awareness about the importance of crime victims’ rights.

2013 Theme Colors

Midnight Blue: C=100, M=95, Y=5, K=0

Comparable colors:

- PMS 275C
- R=38, G=34, B=98
- HTML #262262

Orange: C=0, M=50, Y=100, K=0

Comparable colors:

- PMS 144C
- R=247, G=148, B=29
- HTML #F7941D

Accent values for additional colors used in the 2013 NCVRW theme artwork include:

- Red: C=0, M=80, Y=95, K=0
PMS 1665C
R=241, G=90, B=41
HTML #F15A29
- Royal Blue: C=100, M=100, Y=25, K=25
PMS 2747C
R=43, G=57, B=144
HTML #2B3990

How to Create a QR Code

“QR” (or Quick Response) codes are convenient tools to display information that is usually scanned and processed by mobile devices. QR codes store useful information like web URLs, contact cards, e-mail addresses, or even product labels. If you want to use QR codes to capture information to use in your NCVRW outreach (for instance, to send viewers to your organization’s homepage), one suggested method is:

1. Go to the Google URL shortener website (<http://goo.gl>). Type in or paste the website URL you need the QR code for.

2. Click “Shorten.”
3. Copy that new URL (in the blue area) as noted.
4. Go to Zend (<http://qrcode.littleidiot.be>) and select “Hyperlink” on the left side of the window.
5. Paste the shortened URL in the window.
6. Click “Create.”
7. Click on the EPS icon for printing, PDF icon for viewing or web use. Those files will begin to download.

For maximum compatibility with QR scanners, keep your QR image at least 1” large on printed materials and black on white, or other high-contrast colors. Be sure to test your code to ensure it works properly and sends users to the correct destination. A number of free QR scanning apps are available for download on mobile devices, including NeoReader and QR Reader by TapMedia, which both work across most major smartphone platforms. ★

A PRINTING PRIMER

You may have wondered why materials printed on your home or office color printer often look different from materials printed by a professional press or posted on the Web. The answer lies in how different color systems—**CMYK, spot colors, and RGB**—are generated.

CMYK: Office printers and those used by quick-copy print shops use only four inks—cyan (blue), magenta (red), yellow, and black. These inks are known as CMYK, process inks, or four-color process. These four inks intermix to create a virtually endless range of colors that you see on your printout. There are differences, though, between how these colors appear on a computer monitor and on the printed page (see “RGB” below).

Spot Colors: Professional “offset” print shops can print products designed for CMYK inks. However, they can also print designs that use spot-color inks, specific colors that are mixed according to precise formulas—usually set by the Pantone Matching System (PMS), a color system widely used by professional printers and designers. By selecting colors from PMS “swatchbooks” (sample books), designers can know exactly what the final printed color will be, regardless of how the design appears onscreen, and can be sure that the colors will be consistent in all products. Organizations often design their logos in spot colors, for example, to eliminate color variations among their printed materials and other branded products. The more spot colors a design requires, the more it costs to print.

RGB: Monitors, which are fundamentally different from printers, display color through varied mixtures of red, green, and blue (RGB) light rather than through pigmented inks. Red, green, and blue light values are added and subtracted to create different perceptions of color, and each monitor is calibrated to display color a little differently. In addition, web browsers often use a very limited RGB spectrum. As a result of these limitations in web browsers and variations in monitor calibrations, online images and websites may appear different to various users.

Each of these three color systems has its own spectrum and distinct color values. It is possible to approximate (but not exactly reproduce) colors from one system (e.g., spot colors) in another color system (e.g., CMYK). For the greatest color consistency when printing or reproducing artwork, use the color system in which the artwork was created.



Section 4

COMMUNICATING YOUR MESSAGE: Media Tips & Tools



National Crime Victims' Rights Week provides an opportunity to intensify awareness about the challenges faced by crime victims and to highlight the long struggle to establish victims' rights. This year's theme—*New Challenges. New Solutions.*—summons our nation to confront and remove obstacles to achieving those rights. By planning a comprehensive media campaign for your NCVRW outreach, you can engage large audiences in the effort to advance crime victims' rights.

Traditional Media

To most of us, “the media” refers to television, radio, and newspapers—or traditional journalism. Although the communications landscape has changed dramatically in recent years, these outlets continue to reach and engage significant audiences. As you plan your NCVRW strategy and messaging, you should develop and build relationships with reporters, producers, and editors so that you can reach the public and inform them about your campaign and associated events. If you don't often work with reporters, National Crime Victims' Rights Week is a great time to start. You can read local newspapers and visit local television and radio station websites to find the names of reporters who cover crime. Check by subject or topic area to locate relevant news articles or television segments. Another resource is your local library, or its website or online reference service, where you can check the most recent media resources such as *Bacon's Media Directory* (published by Cision), *BurrellesLuce*, and the *Vocus* online directory. Make a list of reporters and update it regularly.

If your agency is holding a newsworthy event, either for National Crime Victims' Rights Week or any time during the year, alert your local reporters by phone or e-mail. **Briefly** describe the event and offer yourself as a resource. Keep in mind that reporters are on tight deadlines and will want to hear about news you have to present or the human interest angle of your event. Has a local victim triumphed over tragedy or found a way to help other

victims restore their lives? Share your ideas with reporters and respond immediately if they contact you. You may become their “go-to” person when they have questions about crime in your community.

Sample News Release

You can use the sample news release in this section as a guide to help write your own NCVRW release, or to provide a model for colleagues to use in publicizing your local events. The news release announces National Crime Victims' Rights Week, explains the theme, quotes the director of the Office for Victims of Crime, and encourages your local audience to contact your organization for information or to help observe the week. Be sure to share your releases and media advisories with colleagues and other professionals who share your mission or have partnered with you to plan NCVRW events.

Send out your NCVRW release **at least 10 days** before your event to reporters and partner organizations. Be sure to post the release on your Facebook page and tweet about it to your Twitter followers. You can use the 10-day lead time to follow up with reporters and partner organizations, find spokespeople, answer questions, and create media kits for each important event. The media kits should include your organization's contact information, names and e-mails for leadership or spokespeople, and your mission statement or description of your work.

Public Service Announcements

Your DVD includes three professionally produced television public service announcements (PSAs) that you can use to educate your community about National Crime Victims' Rights Week. The PSAs address the topics of child sexual abuse, human trafficking and elder financial fraud. Many media outlets offer free air time for PSAs to publicize events of interest to the community. Review the PSAs

Introduction

on your DVD, and send them to local television stations to air during National Crime Victims' Rights Week.

To increase the likelihood that local television stations will air the PSAs, contact them **at least two months** before National Crime Victims' Rights Week (early February, at the latest). Talk to the news and assignment producers, explain why the week is so important, and mention that you have professionally prepared PSAs that are ready to air. When you send your script or PSA to your local television stations, include a cover letter with your contact information and the reasons why National Crime Victims' Rights Week is important for your community.

Sample Letter to the Editor

Because newspaper editorial pages are highly popular among readers, letters to the editor are great tools for building awareness about National Crime Victims' Rights Week. Newspapers generally publish letters that respond to previous articles or news events in the community. Your letter might cite a recent article about a specific crime or crime trend. The letter can shine a spotlight on victims and stress the reasons for National Crime Victims' Rights Week. Alternatively, you might ask a local law enforcement officer or other criminal justice official to write a letter about the impact of crime on victims and cite the reasons for National Crime Victims' Rights Week. Newspapers often publish such letters as a courtesy to public officials.

Sample Op-Ed Column

As you research your local crime reporters, you might make a list of the crimes affecting your community and the articles published in your local newspaper or broadcast in local news reports. Think about victims you know whose lives have been changed by these crimes. Have gangs preyed on teenagers in your community? Have seniors been robbed of their life savings by scam artists? Has domestic violence increased during these financially challenging times? Scan your newspaper's editorials, check out the guidelines for submitting an opinion edito-

rial, and prepare a piece that relates recent crime trends to National Crime Victims' Rights Week. You might also contact someone you know at the newspaper, explain the importance of National Crime Victims' Rights Week, and ask how to maximize the chances of having your op-ed published.

New! How to Create a Social Media Campaign

Social media is increasingly used in the communications world, and offers another method of getting your messages out to a wide variety of audiences. You may want to sign up for Facebook, Twitter, LinkedIn, YouTube, and other such media, all of which increase your ability to reinforce your messages. Many public agencies and nonprofits have ventured into social media and are just beginning to learn the benefits of setting up accounts that can “go viral” with the click of a button. Reporters and the general public often go online to look for information and resources, and it's worth investing some time in learning how to effectively communicate this way. Whatever your organization's goals—building public awareness, reaching victims, attracting donors, or gaining members—social media can supplement your traditional media outreach and help you achieve them. This section includes some social media basics that will help you get started and guide your use of these highly effective tools.

Sample Social Media Status Updates

This section includes status updates that you can post on Facebook, Twitter, or other social media during National Crime Victims' Rights Week and during the entire month of April. Each update is a brief point of information related to victimization, crime, or National Crime Victims' Rights Week. All Twitter updates are limited to 140 characters so that you don't need to edit them before posting. You might also want to substitute some status updates about your local NCVRW events and ask your followers to post them on their Facebook pages or retweet them for maximum publicity and community engagement.

Other Outreach Tips

- Plan a comprehensive strategy that includes traditional media, social media, statements and letters by the public officials you have asked to speak, and a series of key messages you want your audiences to understand.
- Contact editors, producers, or station managers by phone, e-mail, or mail **two months in advance** of National Crime Victims' Rights Week.
- Ask your local officials to issue NCVRW proclamations, write letters to the editor and opinion editorials (op-eds), speak at your events, and mention National Crime Victims' Rights Week as they conduct their official duties. Thank them for their contributions, post Facebook updates and tweet about them, and publicize them in your news release and outreach materials.
- After your NCVRW events, send high-quality video or high-resolution photos or digital images to your local television stations or newspapers (with your contact information and cell phone number, if possible). If they need to fill a few minutes on their broadcasts or in their news pages, they can use your video or photos.

New! Advocating for Victims with the Media

Communicating your message requires working effectively with reporters while advocating for victims' needs. Reporters must collect information quickly to meet deadlines, and they may not be aware of the best ways to approach crime victims. Victims who agree to speak with reporters may need information and support to handle those interviews. Victim advocates can play a key role in helping reporters get crucial information while treating victims with sensitivity. This section includes tips to help reporters and victims meet these priorities. ★



Sample News Release

Note: The purpose of a news release is to generate media coverage of your local NCVRW events. The sample news release below begins by announcing a typical National Crime Victims' Rights Week opening ceremony. You can edit the headline and the first two paragraphs to feature what is happening in your area.

FOR IMMEDIATE RELEASE

[Date]

CONTACT:

[Name/Title/Agency]

[Phone number]

[E-mail]

[Your City] to Honor Crime Victims and Advocates at National Crime Victims' Rights Week Opening Event

[City/State]— [Your City] will open 2013 National Crime Victims' Rights Week (April 21-27) with a ceremony honoring [name, title, and name, title]—local champions of crime victims' rights. This year's theme—*New Challenges. New Solutions.*—celebrates the spirit that will advance the progress these heroes achieved.

[The leaders honored at the opening ceremony] made remarkable progress for crime victims, despite many challenges. Only 30 years ago, crime victims had no rights, access to crime victim compensation, or services to help rebuild their lives. They were often excluded from courtrooms, treated as an afterthought by the criminal justice system, and denied an opportunity to speak at sentencing.

Yet through decades of advocacy and hard work, we have come a long way. Today, all states have enacted crime victims' rights laws and established crime victim compensation funds. More than 10,000 victim service agencies help victims throughout the nation. Every year, states and localities receive millions of federal dollars to support these services.

But National Crime Victims' Rights Week reminds us that many challenges remain. Crime victims' rights are not universal and are often not enforced. Only a small percentage of victims receive crime victim compensation, which is usually limited to victims of violent crime. According to last year's National Crime Victimization Survey, more than 50 percent of violent crimes were not reported to police in 2006-2010. In addition, a 2011 report called the *Use of Victim Services Agencies by Victims of Serious Violent Crime* showed that only 9 percent of violent crime victims received needed services in the 1993-2009 timeframe.

Advocates also face a host of new challenges as they strive to provide culturally competent services for increasingly diverse populations (e.g., seniors, teens, immigrant populations) and victims of newly prevalent crimes (e.g., trafficking and technology-related stalking and identity theft). As funding sources decrease, providers must target their services even more strategically.

"*New Challenges. New Solutions.* captures our mission in the 21st century," said Joye E. Frost, Acting Director, Office for Victims of Crime (OVC), U.S. Department of Justice. "As reflected in OVC's major strategic planning initiative, *Vision 21: Transforming Victim Services*, we must craft a new vision for reaching all victims of crime. We can achieve this only by substantially broadening our thinking, strategically planning our future, and creatively expanding our resources and tools."

National Crime Victims' Rights Week will be held April 21–27 in communities throughout the nation. In Washington, DC, the U.S. Department of Justice will hold OVC's annual Service Awards ceremony that month to honor outstanding individuals and programs that serve victims of crime. [Your City/County/State] will also observe National Crime Victims' Rights Week with special events and programs, including [list examples and attach to the news release a summary of main events].

OVC encourages widespread participation in the week's events and in other victim-related observances throughout the year. For additional information about 2013 National Crime Victims' Rights Week and how to help victims in your community, please contact [agency/organization] at [area code/telephone number], or visit [agency's website] at [website address]. For more ideas on how to volunteer to help crime victims, visit the Office for Victims of Crime website, www.ovc.gov.

####

[Your Organization's Mission Statement]

The NCVRW Resource Guide DVD contains three 30-second public service announcements (PSAs) for broadcast on television and posting on the Internet on the topics that are highlighted in the awareness posters: child sexual abuse, human trafficking, and elder financial fraud.

“Child Sexual Abuse” PSA Script (30 seconds)

Child sexual abuse is hard to talk about. Most children won't. So we have to. If you suspect a child is a victim of sexual abuse, find out how you can help. Call the 24-hour Childhelp hotline at 1-800-4-A-CHILD. That's 1-800-422-4453.

“Human Trafficking” PSA Script (30 seconds)

Every day in America, children are trafficked for sex... in schools...shopping malls...truck stops...clubs, and bars. Think it can't happen in your neighborhood? Think again. If you suspect a child is being trafficked for sex, call the National Human Trafficking Resource Center 24-hour Hotline at 1-888-3737-888.

“Elder Financial Fraud” PSA Script (30 seconds)

Millions of dollars are stolen every day from unsuspecting older adults...by family members...caregivers...and trusted professionals. If you suspect financial exploitation, call the Eldercare Locator at 1-800-677-1116, or go online to the National Adult Protective Services Association to be connected with help in your area.

WHAT ARE PSAS AND HOW DO I USE THEM?

PSAs (public service announcements) are short messages given to radio or television stations to broadcast at no cost to the organization that submits them. They may be produced on film, videotape, DVD, CD, or audiotape or as a computer file.

How Do I Get Them to Air?

First, contact your local radio or television stations to inquire about their policies on airing PSAs and their submission guidelines. Broadcast media (radio and television) are required by the Federal Communications Commission (FCC) to serve “in the public interest.” Most stations donate about a third of their commercial spots to non-commercial causes; in other words, if a station has 18 minutes of commercials in a given hour, six of those minutes will probably be devoted to PSAs.

Also ask who is in charge of selecting which PSAs are run. This person could be the:

- public affairs director
- traffic director
- program director
- promotions manager, or
- station manager.

Once you've made contact with the stations, let them know you will be sending a PSA to air. Include information about your organization in the delivery, such as a cover letter and pamphlet. Follow up five days later with a phone call to ask if the PSA was received and when it will be aired. *Continue to follow up on bi-weekly basis if you have trouble reaching the station manager. Persistence is key.*

Community Access and Public Television

Many towns have local cable (sometimes called community access) and college stations. Locate the name of station manager and follow the same procedure as above.

Your Website

You also may upload the PSAs to your website and use additional outreach efforts (e.g., press release, social networking status updates) to drive viewers to your site.

Letter to the Editor

Newspapers often print letters in response to previous news items or opinion pieces. By writing a letter to the editor, you can link National Crime Victims' Rights Week to a current local, state, or national issue to show why readers should care about crime victims' rights. The following sample letter cites a news item about a homicide, explores the impact of the crime on the victim's family and community, and relates the crime to National Crime Victims' Rights Week. You may focus your letter on a specific crime or trend covered by the newspaper, or you might ask a local criminal justice official, such as your district attorney or state attorney general, to write a letter explaining the importance of National Crime Victims' Rights Week from his or her perspective.

Before writing your letter, check your newspaper's submission guidelines. Letters to the editor should be brief—no more than 250 to 300 words. Begin by citing the article to which you are responding, and then state your main point. Write two or three brief paragraphs to support your argument, and end your letter with a concluding statement. When you submit the letter, include your full contact information (name, address, e-mail address, and phone numbers) so that the newspaper can contact you if they decide to print your letter. If the newspaper does not publish your letter, you might submit it to a local organization that publishes a newsletter, or you may choose to post it on your website. You may also post links to the letter on your Facebook, Twitter, and other social media pages. ★



“Toddler’s Tragic Death” Underscores the Cost of Crime

Last week’s account of a two-year-old’s death by random gunfire, “Toddler’s Tragic Death” (03/25), highlights the cost of crime to families and communities. If a child sleeping on her grandmother’s couch can’t be safe from bullets, how can anyone in our city sleep at night?

The child (whose name was not released by police) died when a gunman sprayed her family’s home with gunfire. The killer is still at large, neighbors are still afraid to leave their homes, and the child’s family—described as “really nice people who take care of their kids”—will never be the same. Similar tragedies happened last year in Minneapolis, Minnesota, and Youngstown, Ohio, and several years ago in Washington, DC.

In *Protect Children, Not Guns 2012*, the Children’s Defense Fund reported that over 116,000 children and teens in our country have died from gun violence since 1979. That is more than twice the number of U.S. military personnel killed in Vietnam and almost 20 times the number of U.S. military deaths in Iraq and Afghanistan. The families and communities of these and future victims deserve our help and support.

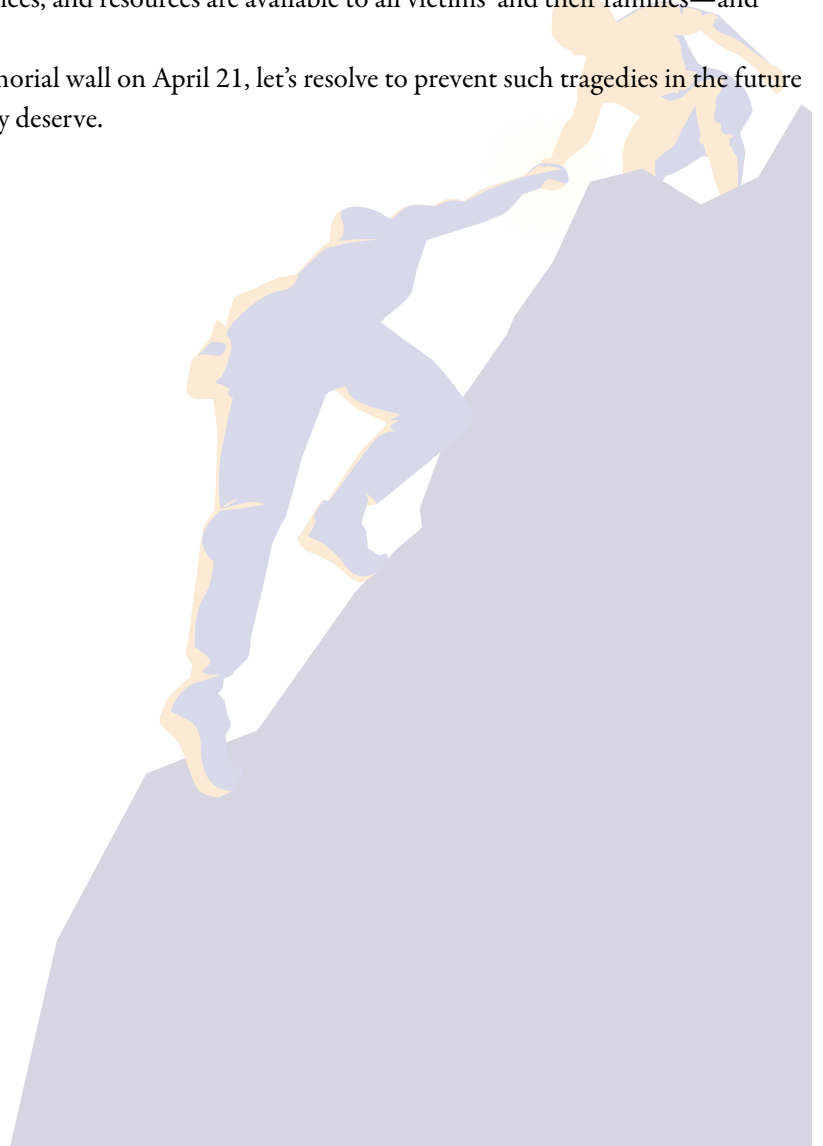
Honoring and supporting all crime victims is the purpose of National Crime Victims’ Rights Week, which is April 21–27 this year. As our community holds its observance, we need to recall this local child’s death. We should ask how we can support this family and keep all our children safe. We should ask what rights, services, and resources are available to all victims’ and their families—and where they fall short.

And as we place this child’s name on our homicide memorial wall on April 21, let’s resolve to prevent such tragedies in the future and ensure that all our city’s crime victims get the support they deserve.

[Your Name, Title]

[Your Organization]

[Your City, State]



What You Don't Know about Identity Theft...Can Hurt You

Last year in Philadelphia, an individual posing as billionaire Paul Allen requested a change of address on one of Allen's bank accounts. Three days later, the imposter called the bank again, claimed that he had lost his debit card, and asked to have another card sent to a new address. The caller then used the card to attempt a \$15,000 Western Union transaction, making Allen a victim of identity theft.

Allen's ordeal ended well. The bank detected the fraud and reported it to law enforcement. Allen didn't lose a dime. But many identity theft cases do not end so well.

The impact of identity theft and fraud is staggering. In 2010, more than eight million Americans had their personal data stolen for use in economic crime, according to Javelin Strategy and Research's 2011 Identity Fraud Survey Report. And in a previous two-year period, an estimated 11.7 million persons (five percent of the U.S. adult population) became victims, with a total financial impact of \$17.3 billion, according to Victims of Identity Theft 2008 by the U.S. Bureau of Justice Statistics.

These statistics don't begin to tell the story of the frustration and anxiety suffered by victims of these crimes. Victims may spend days, weeks, or even years reclaiming their resources, fending off creditors, clearing their credit reports, and defending themselves from lawsuits or prosecution for crimes committed by the thieves. At least 2 in 10 respondents to a BJS survey described their victimization as "severely distressing," causing problems with their jobs, schoolwork, or relationships.

Although the most common type of identity theft involves credit card fraud, thieves are increasingly clever in the methods they use to steal identities. They often gain access to victims' telephone, utility, or insurance accounts to steal services, or find personal financial information that allows them to buy or rent houses, sell the victim's home, access job benefits, receive health care, or even identify the victim as the perpetrator of a crime committed by the thief.

Recent variations on these crimes, according to *Consumer Reports*, include "We'll Remove the Virus" online solicitations, which lure victims into authorizing the removal of a virus they do not have; the "antivirus" software then installed on victims' computers steals their passwords and personal information. Other scams include posting fraudulent Facebook surveys and "work at home" offers that trick people into supplying personal information; filing false tax returns on behalf of the victim and collecting refund checks (at a cost of \$5 billion in 2012); and stealing the Social Security numbers of children and deceased individuals to open credit card accounts, make expensive purchases, and leave unsuspecting families with the resulting debt. In one case cited by the Federal Trade Commission, a 17-year-old girl's Social Security number was used by eight different people to amass \$725,000 in debt.

The burden of preventing and recovering from identity theft falls almost entirely on consumers. However, if you have the right information, you can decrease your risk of becoming a victim. You can also increase your chances of recovering quickly if you are victimized by this type of crime.

To prevent identity theft, experts suggest buying a crosscut paper shredder and disposing of documents that include personal information; frequently checking online bank and credit card accounts for unauthorized withdrawals or charges (and frequently changing the passwords on those accounts); safeguarding Social Security numbers, birth certificates, passports, checks, and deposit slips; and regularly checking credit reports.

If you are victimized, you need to know that you have legal rights. You have the right to:

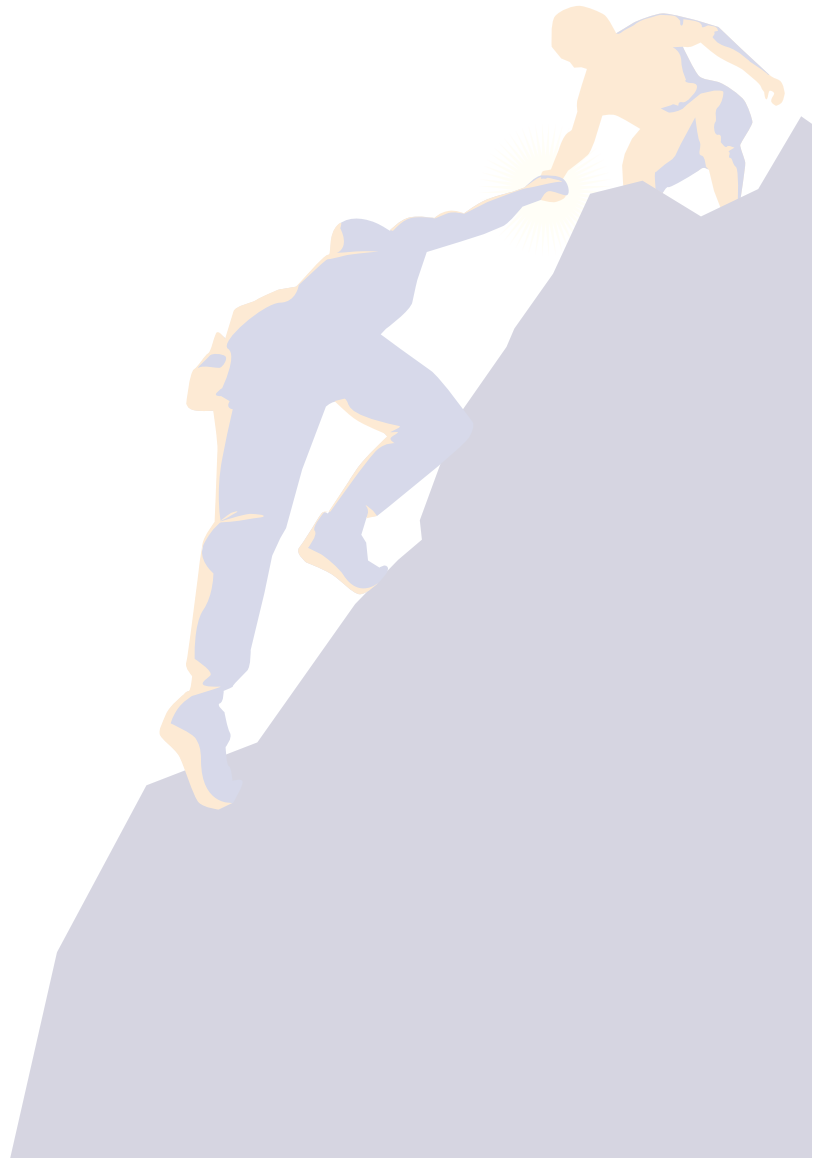
- Request free copies of your credit reports from the three credit-reporting agencies—Equifax, Experian, and Transunion—to check for newly opened accounts, loans, or other unusual activity;
- Request fraud alerts (for 90 days or extended alerts for up to seven years) on credit reports to alert lenders to verify applicants' identities before issuing credit or opening accounts;
- Freeze your credit records (in certain states), preventing creditors, insurance companies, or employers from accessing your credit reports;
- Obtain records related to identity theft cases from creditors;
- Obtain records from debt collectors (listing the original creditor and the amount of the debt);
- Dispute fraudulent records on credit reports;
- Request that the credit reporting agencies block information from their files;

- Be free from liability (for more than \$50) for fraudulent purchases made by an identity thief, as long as the crime is reported in a timely manner. Problems exercising this right may occur, though, if you are unaware of the theft for a long period of time.

Although exercising these rights is not easy, and you may need an attorney to help, you have a much better chance of recovering quickly from identity theft if you know your rights.

Helping victims understand all their rights is the purpose of National Crime Victims' Rights Week, April 21 – 27, 2013. Learn more about the week, and about crime victims' rights, at www.ovc.gov.

For more information about identity theft, visit the [Federal Trade Commission](#) or the [U.S. Department of Justice](#) online.



New! How to Create a Social Media Campaign

Social media offers powerful tools to assist with all your outreach goals. You can use Facebook, Twitter, YouTube, Instagram, WordPress or Blogger, LinkedIn, and several other social media forums to publicize events, share information, enlist volunteers, raise funds, and instantly reach communities that share your goals and interests. Nearly 90 percent of nonprofits now use some form of social media, making it easier for you to reach the communities you want to engage online.

Your social media strategies for National Crime Victims' Rights Week will depend on your organization's overall communications goals, the platforms you now use, your staff's knowledge, and the amount of time and resources you are able to invest in building and maintaining your online presence. Your campaign should use social media to complement rather than replace your website and traditional media outreach. You don't want to miss the advantages offered by these great tools to enhance your NCVRW outreach.

Social Media Platforms

The building blocks of your campaign are the social media platforms now available for free or for modest fees. As you develop your strategies and identify your communications goals, you need to know the key facts about various social media, the investment they require, and the capabilities they offer to your organization. Among the most important tools are:

Facebook

Whatever your goals or your desired audience, you have a great chance of reaching them on Facebook. Because Facebook claims to have more than 845 million active users, you may want to start with this tool, especially if you have time to maintain only one social media platform. More than 90 percent of U.S. adult Internet users are on Facebook, according to a [2011 study by BlogHer](#); another study by Comscore shows 2011 users spent 1 of every 8

online minutes sharing content and making contacts on the site.

Facebook business pages must be linked to the personal profile of a designated individual who sets up the business or "fan" page. For instructions on how to complete that process, visit Facebook's [signup instructions page](#). Once you have signed up and established your URL (Uniform Resource Locator), you can begin posting content you want to share, visiting the Facebook pages of organizations in your field, "liking" them, and perhaps sending messages or (where allowed) posting on their Facebook pages and those of their fans (people who "like" them). You can post photos, videos, company content, invitations to upcoming events, and links back to your website. You can also join groups that are relevant to your strongest interests. To build your Facebook community, you reach out to organizations and groups you want to engage with, post on their Facebook pages if allowed, or send them messages. With some groups, you may need to send e-mails to invite them to "like" your Facebook page and become one of your fans. The resulting dialog will help support and shape your Facebook strategy.

Twitter

Twitter is a "microblog," an information-sharing network made up of 140-character messages called tweets. It's an easy way to discover the latest news related to subjects you care about. Twitter offers instant communication with an online community. Once you have [set up your own account](#), you should choose a Twitter handle (URL that other "Tweeps" will recognize (often the name or nickname for your business)). You can then use Twitter to establish instant connections with others in your industry or field of interest, and follow a steady stream of ideas, content, links, and resources.

Because Twitter users see themselves as a support network, it is particularly important to begin using the platform by following others and observing what they have to say. It is useful to search for the name of your organization to see what is being said about you, and search topics

and organizations that interest you. After you set up your account, you can begin following others, following their followers, retweeting their tweets, and promoting them to your audience. You will then find ways to weigh in on a conversation and promote your event, project, or policy. Learn how to use [Follow Friday \(#FF\)](#) lists that recommend others to follow you, and recruit others by posting on other platforms (like your Facebook page) that you have joined Twitter, and link back to your Twitter page. Once people start following you, you can ask to be retweeted and include in your retweet request links to your website and other social media. Be sure to respond immediately to others' tweets and mentions of your organization. You will then be on your way to promoting your organization's goals.

YouTube

YouTube, a video platform, is the second-most visited site on the Internet, according to a [2011 Google report](#). You will need a digital camcorder, webcam, or digital camera or cell phone with video capacity, as well as someone who knows how to use those tools. To begin, set up a [YouTube channel](#) for your organization, which will be linked with any other Google accounts you have. Choose a name that matches your brand, and post your channel URL on your Facebook page and other social network profiles. You can also apply for a nonprofit-specific YouTube account, which gives you more features, such as the ability to add clickable "asks" on top of videos and upload longer videos.

If you decide to use YouTube, you might begin by posting a video about your work, featuring your staff and your success stories. You can use YouTube to upload recordings of presentations you've given, share slides from presentations, and share videos of interviews with experts or with those from your organization who can offer tips in your subject matter expertise. Post links to these videos (or the videos themselves) on your Facebook page, and tweet about them. You can engage with the YouTube community by leaving comments and even uploading video responses to the videos of other organizations. Before,

during, and after National Crime Victims' Rights Week, YouTube users post great videos on crime victims' rights, which you can post and share throughout all of your social media networks.

Instagram

Instagram is a highly popular photo-sharing site that enables you to upload and share photos with your online network. Unlike photo archiving sites like [Flickr](#) and [Picasa](#), Instagram allows users to apply filters and other effects to give their photos special vibrancy or an aged, vintage look. Once you have [set up an Instagram account](#), you can snap photos of your NCVRW events on your mobile devices and give your followers a sneak peek before you post them on your website. You can expand the audience for your photos by "[tagging](#)" them with keywords to identify or organize them on Instagram. If someone in your organization gives an NCVRW presentation, you can take a photo and post it on Instagram and Facebook, and tweet about it on Twitter. You will have the opportunity to expand your audience and your NCVRW publicity.

WordPress or Blogger

If you are interested in sharing more in-depth communications with your community, you may want to consider starting a blog (or weblog). [WordPress](#) and [Blogger](#) are two excellent platforms to host your blog. To maintain the interest of your audience, post at least once or twice a week, and be sure to link to your blog from your Facebook and Twitter pages, and vice versa. If you don't have time for a blog, you can always post statements and information on your website, particularly during National Crime Victims' Rights Week.

LinkedIn

You can use LinkedIn, an online professional network, to connect with any of the 3.6 million nonprofit professionals and 101,000 nonprofit organizations the site claims

New! How to Create a Social Media Campaign

as members; the company says it has 3,000 daily users. LinkedIn offers organizations, as well as individuals, the opportunity to set up profiles and network with others, share information, ask questions, participate in discussions, and promote events and causes. LinkedIn users build a presence by inviting others to join their networks and also by joining LinkedIn groups (such as LinkedIn's "Social Media for Nonprofits" group). First, visit LinkedIn, click on "Companies," select "Add Company," and then follow the setup wizard for creating your company profile. Focus on keywords from your mission statement and whatever data you want to include. Then you can search the site for other professionals and organizations in your field, invite them to connect with you, follow them, send messages, ask questions, and join groups (searchable by name and subject area). Begin by sharing information and asking questions; be sure to learn and follow LinkedIn etiquette rules, such as always responding quickly to invitations to connect. You can update your profile regularly and arrange your settings so that your connections see each change. After several months on LinkedIn, you will be ready to share information and invite others to your NCVRW events.

Making a Plan

Before diving into social media, meet with your staff to develop a **realistic** social media plan. You may be surprised to learn how much time is required to launch and sustain a robust social media presence. *Social Media for Social Good: A How-to Guide for Nonprofits!* says that large nonprofits with successful social media outreach average 15 hours on Facebook, Twitter, and YouTube; 5 hours on photograph sites; and 10 hours on their blogs each week. Although such allotments are probably unrealistic for smaller organizations, you should plan to devote at least two hours a week to Facebook, for example, if you choose that medium, and post at least twice a week.

You should also clarify your goals in using social media. What do you want to accomplish, and how will you know if you succeed? What audiences are you trying to

reach, and what do you want them to know or do? Your overall and NCVRW social media goals should be specific (e.g., reach 200 local Facebook users with NCVRW messages, invite five new groups to your NCVRW events). They should be measurable, achievable, important to your organization, and time-limited. For example, in a period of two months, you would like to gain 200 local Facebook fans for your organization and sign them up to send someone to an NCVRW event. Think about how you will follow up with these fans throughout the year. Then choose the social media tool that will best suit your goals, assign appropriate staff members to manage these media, and create a balanced social media policy for your organization. Then you can jump in!

If you decide to use social media, you should remember that these tools are two-way communications vehicles for sharing information and supporting users—not a one-way bulletin board to promote your organization. On Twitter, in particular, experts suggest tweeting or retweeting at least 10 times for every tweet devoted strictly to your organization's goals. Also, the quality of the content you post is the key to your success. Organizations with successful social media campaigns focus on providing content that is new and of value to their visitors. By posting excellent content, sharing generously, and responding quickly on all your platforms, you will build the community and the reputation you want to achieve.

Note: The National Center for Victims of Crime invites you to post NCVRW photos and information on our Facebook wall, www.facebook.com/ncvcfan, during April 2013. If you are on Twitter, please follow us at [@CrimeVictimsOrg](https://twitter.com/CrimeVictimsOrg). We are happy to retweet your messages and share information about your events or other outreach, and we encourage you to do the same. ★

Below are status updates that you can post on Facebook and Twitter throughout April 2013 to promote crime victims' rights awareness. Each status update is a brief point of information about victimization, crime, or National Crime Victims' Rights Week. The Twitter updates are all 140 characters or fewer, and ready to use. You may use these items on any date you choose, and you can also write your own status updates (see [sidebar](#)), particularly to alert your audience about your local events.

Facebook Status Updates

Below is a list of status updates to use as Facebook posts. In your posts, you can also include related photos or graphics (e.g., the 2013 NCVRW logo), as well as your fans' responses.

- National Crime Victims' Rights Week begins April 21. Visit www.ovc.gov for more information about resources and events.
- Find ways to interact and network during National Crime Victims' Rights Week in your community at www.navaa.org/cap/previous.html.
- For directories of local resources for victims nationwide, visit the [Directory of Crime Victim Services](#) at the Office for Victims of Crime, U.S. Department of Justice, and the [Connect Directory](#) at the National Center for Victims of Crime.
- Share photos and announcements about your NCVRW planning and events at www.facebook.com/ncvcfan. The National Center will share your posts on Facebook and their other social media outreach throughout April.
- Looking for resources for crime victims with disabilities? Visit the [Resource Directory for Service Providers](#).
- Check out the theme video for your New Challenges, New Solutions NCVRW event. You can download the 2013 video at <http://ovc.ncjrs.gov/ncvrw>.
- Looking for tools and resources to help victims and providers understand forensic DNA? Visit the [DNA Resource Center](#) at the National Center for Victims of Crime.
- For information about how to recognize the signs that someone may be a victim of human trafficking, visit the [Polaris Project](#).
- Learn more about how to protect yourself from identity theft at the [Federal Trade Commission](#) website.
- Do you know the warning signs of child sexual abuse and how adults can help? Find out more at www.stopitnow.org.
- If you think an older person is being financially abused, call the Eldercare Locator at 1-800-677-1116, and they will refer you to an agency in your area.
- April 16-18 in the National Criminal Justice Training Center will hold the [Crimes Against Children in Indian Country](#) conference in Carleton, Minnesota.
- Looking for information on crime victim compensation in your state? Visit the [National Association of Crime Victim Compensation Boards](#) directory of state programs.
- For information about victims of assault, domestic violence, stalking, child abuse, sexual assault, and other crimes, download the [Help Series brochures](#)

Sample Social Media Status Updates

from the Office for Victims of Crime, Office of Justice Programs, U.S. Department of Justice.

Twitter Status Updates

Below is a list of suggested tweets for you to share with your followers:

- National Crime Victims' Rights Week is April 21-27. Stay connected by using #NCVRW2013 in your searches.¹
- Want to receive a free copy of #NCVRW2013 Resource Guide? Sign up here: <http://1.usa.gov/bJ3d6u>.
- Today marks the start of 2013 National Crime Victims' Rights Week, New Challenges. New Solutions. Visit www.ovc.gov/ncvrw2013.
- Looking for ways to observe #NCVRW2013 in your community? Find ways to interact and network. <http://www.navaa.org/cap>.
- The entire #NCVRW2013 Resource Guide is now downloadable at no charge at www.ovc.gov/ncvrw2013.
- Free awareness posters are available! <http://1.usa.gov/NY9ARf> #NCVRW2013
- April is National Sexual Assault Awareness Month (#NSAAM2013). #Follow @NSVRC for more info. www.nsvrc.org.
- For #crime #victim statistics and talking points, visit <http://bit.ly/ODy65P> #NCVRW2013.

¹ Twitter users can use the hashtag sign (#) in their Twitter searches. Hashtags tie the conversations of different Twitter users into streams of tweets. You can find these streams by placing a hashtag followed by a keyword into the search window. For example, you might find tweets about crime victims by placing #crimevictims in your search window. Searching by the above example #NCVRW2013 would help you find a stream of tweets about National Crime Victims' Rights Week 2013.

MORE TIPS FOR SOCIAL MEDIA POSTS

In addition to Facebook and Twitter status updates, you can use the following ideas to generate more NCVRW posts on your social media sites.

- Download NCVRW theme artwork from the Resource Guide CD-ROM or the [Office for Victims of Crime](http://www.ovc.gov) website. (The most popular Facebook posts include photos and graphics.)
- Post photos or videos of your organization's NCVRW planning or events.
- Post photos of your NCVRW event speakers on your Facebook page (in advance of the events), and promote them on Twitter and your other social media.
- Download the app for [Instagram](http://www.instagram.com), a photo-editing platform for iPhone or Android users that converts your photos to clear, small images and allows you to add filters to those images. Instagram interfaces with Twitter, Facebook, and other platforms.
- Upload posters from the [Office for Victims of Crime gallery of awareness posters](http://www.ovc.gov) crime- and victim-related topics.
- Post links to NCVRW op-eds or news releases in your local newspaper or television station website.
- Post links to the NCVRW statements or proclamations of your local or state officials (and include brief blurbs about these statements).
- Allow other Facebook users to post stories, event reminders, pictures, and updates on your wall. (Change your Facebook settings to "open settings," and be sure to monitor your wall every day for negative or offensive posts).
- Check the Facebook pages of 2013 NCVRW partners (see "Additional Resources" in Section 7 of the NCVRW Resource Guide) and "like" these partners or link to them.
- Ask your Facebook fans and Twitter followers to post your status updates on their social media networks.
- Post current and recent NCVRW videos from [YouTube](http://www.youtube.com).

Sample Social Media Status Updates

- New for #NCVRW2013: download public service announcements for your organization! www.ovc.gov/ncvrw2013
- Knowing how #victims react to #trauma is key to providing aid. Find out more at <http://bit.ly/NPw7gM>.
- Learn about the official partners for National Crime Victims' Rights Week in Section 7 of the Resource Guide. www.ovc.gov/ncvrw2013
- Are you a #victim of crime? Do you know someone who is? Find useful information in the #NCVRW2013 Resource Guide at www.ovc.gov/ncvrw2013.
- Need a video for your #NCVRW2013 event? Download the theme video at www.ovc.gov/ncvrw2013.
- Want to know more about protecting yourself from fraud? Follow the Consumer Financial Protection Bureau @ConsumerFinance.gov #NCVRW2013
- Interested in the Crime Victim Compensation program in your state? #NCVRW2013 <http://bit.ly/P9S1L5>
- Find a beautiful tribute to #victims and their stories @CollinsCACenter #NCVRW2013 <http://bit.ly/QJvS4j>
- Need the perfect quote for a #NCVRW2013 event? Read the #victim-centered quotes in Section 2 of the Resource Guide. www.ovc.gov/ncvrw2013
- Don't miss the 2013 National Conference with @CrimeVictimsOrg. Follow for live updates, www.victimsofcrime.org.
- Do you know the warning signs of #childsexualabuse? Find information here: <http://bit.ly/SB6IRJ> #NCVRW2013.
- Stalking is a crime, not a joke. Visit <http://bit.ly/OgKNVa> for more on stalking laws @SRC_NCVC. #NCVRW2013 #NSAM.
- How much do you know about stalking? Test your knowledge at <http://bit.ly/4T7rOo>. #NCVRW2013 #NSAM.
- An extensive, searchable database of federal, state, and tribal #victim laws is available at www.victimlaw.info. #NCVRW2013.
- Learn about community #victim assistance-related events or add your own conference or training opportunity. Visit <http://bit.ly/tKEx4B>.
- Are you looking for information regarding DNA and crime #victims? Follow @DNA_Answers and visit <http://bit.ly/S7OET4> #NCVRW2013. ★



New! Advocating for Victims with the Media

Media coverage of crime greatly influences public perceptions about victims. Particularly in the immediate aftermath of crimes, as reporters rush to meet deadlines, their reporting may not reflect the desired sensitivity to traumatized victims. Because many television and print reporters do not receive training in how to interact with victims, you have an opportunity to help them approach crime stories with sensitivity. As a victim advocate who understands the perspective of victims and knows what reporters need to write their stories, you can play a key role in advocating for victim-sensitive coverage of crime.

Tips for Reporters

In writing news stories about crime, reporters have the difficult task of seeking interviews from victims and conducting those interviews in an ethical manner when victims agree to speak. Advocates can help reporters prepare to speak with victims by offering suggestions about how to approach the victim so that he or she feels comfortable and safe. If reporters are open to some tips for approaching crime victims, you can share the following guidelines² about how reporters should handle interviews.

Asking for the Interview

- Recognize that the victim may be coping with shock and trauma;
- Approach the victim without equipment—notebooks, tape recorders, cameras, and lights—and try to make a human connection;
- Introduce yourself as a reporter, give the victim your name and title, and briefly explain what you hope to achieve with your story;

- Express concern for the victim by saying “I am sorry for what happened to you” or “I am sorry for your loss”;
- Ask victims how they would prefer to be addressed, and observe that preference in all your questions;
- Give the victim a reason to speak with you by explaining the purpose of the story, the fact that it will be published, and why the victim’s participation is important;
- Tell the victim how much time you need and observe that time limit;
- Courteously accept the victim’s refusal if he or she is unwilling to be interviewed;
- If the victim says no, express interest in a future interview, leave a business card, and ask for the names of others who may be willing to speak.

Logistics and Other Considerations

- Make the victim comfortable—offer a chair or suggest a comfortable, safe place to talk;
- Respect victims’ space—because people in trauma often do not want to be touched, hand the lavalier microphone to the victim and explain how to adjust it;
- Ask permission to record the interview;
- Clarify ground rules—explain that anything victims say may be used in the interview; give victims permission to turn off the microphone if they want to say something they do not want included.

Victim Advocacy during Interviews

With the help of victim advocates, reporters can approach the interview with sensitivity toward the victim and the understanding that he or she may be undergoing trauma associated with the crime. Advocates who are present

² Bonnie Bucqueroux and Anne Seymour, *A Guide for Journalists Who Report on Crime and Crime Victims*, (Washington, DC: Justice Solutions, 2009), 2-10, accessed September 7, 2012, <http://www.mediacrimevictimguide.com/journalistguide.pdf>.

during the interview can step in if the reporter's questions become too pointed or difficult or if the victim seems to be getting upset. By making victims' needs a priority, advocates can keep the interview on track and encourage the reporter to do so as well.

Tips for Victims

Advocating for victims with the media also includes helping victims decide whether to accept interviews, how to minimize invasions of their privacy, and how to exercise their rights and options in dealing with reporters. Advocates can also help victims anticipate questions and prepare how to answer them.

Before the Interview

By giving victims the following checklist of questions and walking through it with them, you can help victims decide whether to participate in an interview:

1. What are your goals in speaking to the media?

What purpose do you hope the interview will serve? Will it help the community know more about your loved one or understand the impact of crime on victims? Are you willing to answer questions from reporters who might not understand your pain or your point of view?

2. Would the interview invade your privacy? If you are still struggling with the emotional, physical, or financial impact of the crime, would speaking to a reporter disturb you or make you feel violated? You may want to discuss the pros and cons with a victim advocate before making your decision.

3. Does refusing the interview increase your control over what is published about the crime? Denying an interview will not prevent publicity about your case. If the story is newsworthy, the media will publish the story with or without interviewing you. Also, an interview may provide you with an opportunity to offer your perspective on the crime.

4. Would you prefer that someone else speak for you? If you would rather not be interviewed, you may ask someone else—an attorney, victim advocate, clergy member, or friend—to represent you in media interviews. That person can also release written statements on your behalf or accompany you to interviews if you decide to accept them.

5. Would granting an interview affect the investigation or prosecution of the crime? Giving an interview may compromise the investigation or prosecution of a crime. You may want to speak with an advocate or attorney before deciding to grant an interview.

6. Do you want to set conditions for the interview? Although reporters and producers may not agree to the conditions you suggest, you have the right to ask or express your wishes about:

- Time and location of the interview
- Visiting the set or location before an interview
- Advance information about questions, the reporter's angle, or plans for using your interview
- Issues you will not discuss
- Requesting a specific reporter
- Protecting your identity (through silhouettes and electronic distortion of your voice)
- Excluding children and other family members from the interview
- Excluding photos and other images you find offensive
- Excluding offenders or other participants you might object to.

Preparing Victims for the Interview

You can share the following tips with victims who decide to agree to interviews:

New! Advocating for Victims with the Media

1. You may bring someone to provide support.
2. You may prepare for the interview by having an advocate list questions the reporter may ask and rehearsing responses.
3. You may refuse to answer a question by:
 - Polite refusal: Saying, “I’m sorry, but I don’t want to talk about that.”
 - Bridging: Change the subject to what YOU want to talk about. Answer by saying, “what is really important about that issue is...” and then talk about what you think the audience should know.
4. Never speak “off the record.” Reporters may publish or broadcast anything you say.
5. If you don’t know the answer to a question, simply say you don’t know. Don’t guess or speculate.
6. You may request a correction if the article that is published is inaccurate or you are quoted out of context. Newspapers may publish corrections and television news may correct serious errors (although the option to do so is theirs).
7. You may refuse a follow-up interview, even if you have previously agreed to be interviewed a second time.

Victim advocates can play a key role in mediating between reporters and victims. By helping both reporters and victims accomplish their mutual goals, advocates can help produce more effective media coverage and victim-centered reporting both during National Crime Victims’ Rights Week and throughout the year. ★





Section 5

LANDMARKS IN VICTIMS' RIGHTS & SERVICES



Crime Victims' Rights in America: An Historical Overview

Every year, National Crime Victims' Rights Week affords victim service providers, allied professionals, and concerned community members an opportunity to reflect on the history of crime victims' rights—on the many obstacles already overcome and the *new challenges* that require *new solutions*.

"Landmarks in Victims' Rights and Services" outlines this progress from 1965 to the present by highlighting the creation and growth of national and community victim service organizations, the passage of key federal and state legislation, notable court decisions, groundbreaking reports and studies, and the advances of victim assistance approaches to helping crime victims. It tells the story of our nation's capacity to help victims rebuild their lives.

Let these milestones inform your speeches, op-ed columns, media interviews, and other education efforts during National Crime Victims' Rights Week and throughout the year. Thirty years after President Reagan honored crime victims in a Rose Garden ceremony—and 30 years after the establishment of the Office for Victims of Crime as a national resource center—we have much to celebrate, to remember, and to strive for. ★

KEY FEDERAL VICTIMS' RIGHTS LEGISLATION

- 1974 Child Abuse Prevention and Treatment Act
- 1980 Parental Kidnapping Prevention Act
- 1982 Victim and Witness Protection Act
- 1982 Missing Children's Act
- 1984 Victims of Crime Act**
- 1984 Justice Assistance Act
- 1984 Missing Children's Assistance Act
- 1984 Family Violence Prevention and Services Act
- 1985 Children's Justice Act
- 1988 Drunk Driving Prevention Act
- 1990 Hate Crime Statistics Act
- 1990 Victims of Child Abuse Act
- 1990 Victims' Rights and Restitution Act
- 1990 National Child Search Assistance Act
- 1992 Battered Women's Testimony Act
- 1993 Child Sexual Abuse Registry Act
- 1994 Violent Crime Control and Law Enforcement Act
- 1994 Violence Against Women Act**
- 1996 Community Notification Act ("Megan's Law")
- 1996 Antiterrorism and Effective Death Penalty Act
- 1996 Mandatory Victims' Restitution Act
- 1997 Victims' Rights Clarification Act
- 1998 Crime Victims with Disabilities Awareness Act
- 1998 Identity Theft and Deterrence Act
- 2000 Trafficking Victims Protection Act
- 2001 Air Transportation Safety and System Stabilization Act (established September 11th Victim Compensation Fund)
- 2003 PROTECT Act ("Amber Alert" law)
- 2003 Prison Rape Elimination Act
- 2003 Fair and Accurate Credit Transactions Act
- 2004 Justice for All Act**, including Title I *The Scott Campbell, Stephanie Roper, Wendy Preston, Louarna Gillis, and Nila Lynn Crime Victims' Rights Act*
- 2006 Adam Walsh Child Protection and Safety Act
- 2010 Tribal Law and Order Act



A small body of **determined spirits**
fired by an **unquenchable faith** in their mission
can alter the course of **history.**"

— MOHANDAS GANDHI

1965

- The first crime victim compensation program is established in California.
- By 1970, five additional compensation programs are created in New York, Hawaii, Massachusetts, Maryland, and the U.S. Virgin Islands.
- The first law enforcement-based victim assistance programs are established in Fort Lauderdale, Florida, and Indianapolis, Indiana.
- Congress passes the Child Abuse Prevention and Treatment Act, which establishes the National Center on Child Abuse and Neglect. The new Center establishes an information clearinghouse and provides technical assistance and model programs.

1972

- The first three victim assistance programs are established:
 - » Aid for Victims of Crime in St. Louis, Missouri.
 - » Bay Area Women Against Rape in San Francisco, California.
 - » D.C. Rape Crisis Center in Washington, DC.

1973

- The results of the first annual National Crime Victimization Survey are released. The survey, commissioned by the President's Commission on Law Enforcement and the Administration of Justice, asks U.S. household members about their exposure to crime. It is intended to complement the FBI's annual compilation of crimes reported to law enforcement agencies.

1974

- The Law Enforcement Assistance Administration (LEAA) funds the first victim/witness programs in the Brooklyn and Milwaukee District Attorneys' offices and seven other offices through a grant given to the National District Attorneys Association to establish model assistance programs for victims, encourage victim cooperation, and improve prosecution.

1975

- The first "Victims' Rights Week" is organized by the Philadelphia District Attorney.
- Citizen activists from across the country unite to expand victim services and increase recognition of victims' rights through the formation of the National Organization for Victim Assistance (NOVA).

1976

- The National Organization for Women forms a task force to examine the problem of battering. It calls for research into the problem, along with money for battered women's shelters.
- The first national conference on battered women is sponsored by the Milwaukee Task Force on Women in Milwaukee, Wisconsin.
- In Fresno County, California, Chief Probation Officer James Rowland creates the first victim impact statement to provide the sentencing court with an objective inventory of victim injuries and losses.
- The first hotline for battered women is started by Women's Advocates in St. Paul, Minnesota.
- Women's Advocates and Haven House in Pasadena, California, establish the first shelters for battered women.

- Nebraska and Wisconsin become the first states to abolish the marital rape exemption.

1977

- The National Association of Crime Victim Compensation Boards is established by the existing 22 state victim compensation programs to foster a nationwide network of compensation programs.
- Oregon becomes the first state to enact a mandatory arrest law in domestic violence cases.

1978

- The National Coalition Against Sexual Assault is formed to combat sexual violence and promote services for rape victims.
- The National Coalition Against Domestic Violence (NCADV) is organized as a voice for the battered women's movement on a national level.
- Parents Of Murdered Children, Inc. (POMC), a self-help support group, is founded in Cincinnati, Ohio.
- Minnesota becomes the first state to allow probable cause (warrantless) arrests in cases of domestic assault, whether or not a protection order has been issued.

1979

- Frank G. Carrington founds the Crime Victims' Legal Advocacy Institute, Inc., to promote the rights of crime victims in the civil and criminal justice systems. The nonprofit organization is renamed VALOR, the Victims' Assistance Legal Organization, in 1981.
- The Office on Domestic Violence is established in the U.S. Department of Health and Human Services (later closed in 1981).
- The World Society of Victimology is formed to promote research relating to crime victims and victim assistance, advocate for victims' interests, and advance cooperation of international, regional, and local agencies concerned with crime victims' issues.

1980

- Mothers Against Drunk Driving (MADD) is founded after the death of 13-year-old Cari Lightner, who was killed by a repeat drunk-driving offender. The first two MADD chapters are established in Sacramento, California, and Annapolis, Maryland.
- Congress passes the Parental Kidnapping Prevention Act of 1980.
- Wisconsin passes the first "Crime Victims' Bill of Rights."
- The first National Day of Unity is established in October by NCADV to mourn battered women who have died, celebrate women who have survived the violence, and honor all who have worked to end domestic violence.
- The first Victim Impact Panel is sponsored by Remove Intoxicated Drivers (RID) in Oswego County, New York.

1981

- President Ronald Reagan proclaims the first national "Crime Victims Week" in April.
- The abduction and murder of six-year-old Adam Walsh prompt a national campaign to raise public awareness about missing children and enact laws to better protect children.
- The Attorney General's Task Force on Violent Crime recommends that a separate national task force be created to examine victims' issues.

1982

- In a Rose Garden ceremony, President Reagan appoints members to the Task Force on Victims of Crime, which holds public hearings in six cities across the nation to focus attention on the needs of crime victims. The Task Force's Final Report offers 68 recommendations that become the framework for the advancement of new programs and policies. Its final recommendation, to amend the Sixth Amendment of the U.S. Constitution to guarantee that "...the victim, in every criminal prosecution, shall have the right to be present and to be heard at all critical stages of judicial proceedings..." becomes a vital source of new energy

CRIME VICTIMS' RIGHTS IN AMERICA

to secure constitutional amendments for victims' rights in each state.

- The Victim and Witness Protection Act of 1982 brings “fair treatment standards” to victims and witnesses in the federal criminal justice system.
- California becomes the first state to amend its constitution to address the interests of crime victims by establishing a constitutional right to victim restitution.
- The passage of the Missing Children’s Act of 1982 helps guarantee that identifying information about missing children is promptly entered into the FBI National Crime Information Center (NCIC) computer system.
- Congress abolishes, through failure of appropriations, the Law Enforcement Assistance Administration; many grassroots and system-based victim assistance programs close.

1983

- The Office for Victims of Crime (OVC) is established by the U.S. Department of Justice within the Office of Justice Programs to implement recommendations from the President’s Task Force on Victims of Crime. OVC establishes a national resource center, trains professionals, and develops model legislation to protect victims’ rights.
- U.S. Attorney General William French Smith establishes a Task Force on Family Violence, which holds six public hearings across the United States.
- U.S. Attorney General Smith issues the first *Attorney General Guidelines for Victim and Witness Assistance*, which outlines standards for federal victim and witness assistance and implementation of victims’ rights contained in the federal Victim and Witness Protection Act of 1982.
- In April, President Reagan honors crime victims in a White House Rose Garden ceremony.
- The First National Conference of the Judiciary on Victims of Crime is held at the National Judicial College in Reno, Nevada, with support from the National Institute of Justice. Conferees develop recommendations for the judiciary on victims’ rights and services.

- President Reagan proclaims the first National Missing Children’s Day in observance of the fourth anniversary of the disappearance of six-year-old Etan Patz.
- Wisconsin passes the first Child Victim and Witness Bill of Rights.
- The International Association of Chiefs of Police Board of Governors adopts a Crime Victims’ Bill of Rights and establishes a Victims’ Rights Committee to focus attention on the needs of crime victims by law enforcement officials nationwide.

1984

- The passage of the Victims of Crime Act (VOCA) establishes the Crime Victims Fund, made up of federal criminal fines, penalties, and bond forfeitures, to support state victim compensation and local victim assistance programs.
- President Reagan signs the Justice Assistance Act, which establishes a financial assistance program for state and local government and funds 200 new victim service programs.
- The National Center for Missing and Exploited Children is established as the national resource agency for missing children. The Center was mandated as part of the Missing Children’s Assistance Act of 1984.
- The Task Force on Family Violence presents its report to the U.S. Attorney General with recommendations for action, including improving the criminal justice system’s response to battered women and establishing prevention and awareness activities, education and training, and data collection and reporting.
- The National Minimum Drinking Age Act of 1984 is enacted, providing strong incentives to states to raise the minimum age for drinking to 21, saving thousands of young lives in years to come.
- The Spiritual Dimension in Victim Services in Charleston, South Carolina, is founded to involve the faith community in violence prevention and victim assistance.
- Congress passes the Family Violence Prevention and Services Act, which earmarks federal funding for programs serving victims of domestic violence.

- Concerns of Police Survivors (COPS) is organized at the first police survivors' seminar held in Washington, DC, by 110 relatives of officers killed in the line of duty.
- A victim/witness notification system is established within the Federal Bureau of Prisons.
- Victim/witness coordinator positions are established in the U.S. Attorneys' Offices within the U.S. Department of Justice.
- California State University, Fresno, initiates the first Victim Services Certificate Program offered for academic credit by a university.
- OVC establishes the National Victims Resource Center, now named the Office for Victims of Crime Resource Center (OVCRC), to serve as a clearinghouse for OVC publications and other resources.
- OVC awards the first grants to support state victim assistance and compensation programs.
- Two years after its passage, the Victims of Crime Act is amended by the Children's Justice Act to provide funds specifically for the investigation and prosecution of child abuse.
- More than 100 victim advocates meet in Washington, DC, at a forum sponsored by NOVA, and formally agree to seek a federal constitutional amendment on victims' rights.
- Rhode Island passes a victims' rights constitutional amendment granting victims the rights to restitution, to submit victim impact statements, and to be treated with dignity and respect.
- MADD's "Red Ribbon Campaign" enlists motorists to display a red ribbon on their automobiles, signaling a pledge to drive safely and soberly during the holidays. (This national public awareness effort has since become an annual campaign.)
- By year's end, 35 states have established victim compensation programs.

1985

- The Crime Victims Fund deposits total \$68 million.
- The National Victim Center (renamed the National Center for Victims of Crime in 1998) is founded in honor of Sunny von Bülow to provide a strong national voice on behalf of crime victims and to educate Americans about the devastating effect of crime on our society.
- The United Nations General Assembly adopts the Declaration of Basic Principles of Justice for Victims of Crime and Abuse of Power that serves as the basis for victim service reform at national and local levels throughout the world.
- President Reagan announces the Child Safety Partnership to enhance private sector efforts to promote child safety, clarify information about child victimization, and increase public awareness of child abuse.
- The U.S. Surgeon General issues a report identifying domestic violence as a major public health problem.

1986

- The Crime Victims Fund deposits total \$62 million.

1987

- The Crime Victims Fund deposits total \$77 million.
- The National Victims' Constitutional Amendment Network and Steering Committee are formed at a meeting hosted by the National Center for Victims of Crime. This initiative becomes instrumental in the passage of victims' rights amendments throughout the United States.
- Security on Campus, Inc., (SOC) is established by Howard and Connie Clery, following the tragic robbery, rape, and murder of their daughter, Jeanne, at Lehigh University in Pennsylvania. SOC raises national awareness about crime and victimization on our nation's campuses.
- The American Correctional Association establishes a Task Force on Victims of Crime.
- NCADV establishes the first national toll-free domestic violence hotline.

CRIME VICTIMS' RIGHTS IN AMERICA

- October is officially designated as National Domestic Violence Awareness Month to honor battered women and those who serve them.
- In a 5-4 decision, the U.S. Supreme Court rules in *Booth v. Maryland* (482 U.S. 496) that victim impact statements are unconstitutional (in violation of the Eighth Amendment) when applied to the penalty phase of a capital trial because “only the defendant’s personal responsibility and moral guilt” may be considered in capital sentencing. Significant dissenting opinions are offered.
- Victims and advocates in Florida, frustrated by five years of inaction by their legislature on a proposed victims’ rights constitutional amendment, begin a petition drive. Thousands of citizens sign petitions supporting constitutional protection for victims’ rights. The Florida legislature reconsiders, and the constitutional amendment appears on the 1988 ballot.

1988

- The Crime Victims Fund deposits total \$93 million.
- OVC sets aside funds for the Victim Assistance in Indian Country grant program to provide direct services to Native Americans by establishing “on-reservation” victim assistance programs in Indian Country.
- The National Aging Resource Center on Elder Abuse is established by a cooperative agreement among the American Public Welfare Association, the National Association of State Units on Aging, and the University of Delaware. Renamed the National Center on Elder Abuse, it provides information and statistics on this issue of growing concern.
- *State v. Ciskie* is the first case to allow the use of expert testimony to explain the behavior and mental state of an adult rape victim. The testimony is used to show why a victim of repeated physical and sexual assaults by her intimate partner would not immediately call the police or take action. The jury convicts the defendant on four counts of rape.
- The Drunk Driving Prevention Act is passed, and all states raise the minimum drinking age to 21.
- Victims’ rights constitutional amendments are introduced in Arizona, California, Connecticut,

Delaware, Michigan, South Carolina, and Washington. Florida’s amendment is placed on the November ballot, where it passes with 90 percent of the vote. Michigan’s amendment passes with more than 80 percent of the vote.

- OVC sponsors the first “Indian Nations: Justice for Victims of Crime” conference in Rapid City, South Dakota.
- Amendments to the Victims of Crime Act legislatively establish the Office for Victims of Crime, elevate the position of Director by making Senate confirmation necessary for appointment, and encourage state compensation programs to cover victims of domestic violence, homicide, and drunk driving. In addition, VOCA amendments, at the behest of MADD and POMC, add a new “priority” category for funding victim assistance programs for “previously underserved victims of violent crime.”
- OVC establishes a Federal Emergency Fund for victims in the federal criminal justice system.

1989

- The Crime Victims Fund deposits total \$133 million.
- In a 5-4 decision, the U.S. Supreme Court reaffirms in *South Carolina v. Gathers* its 1987 decision in *Booth v. Maryland* that victim impact evidence and arguments are unconstitutional when applied to the penalty phase of a capital trial. Again, significant dissenting opinions are offered.
- The legislatures in Texas and Washington pass victims’ rights constitutional amendments. Both are ratified by voters.

1990

- The Crime Victims Fund deposits total \$146 million.
- Congress passes the Hate Crime Statistics Act, requiring the U.S. Attorney General to collect data on the incidence of certain crimes motivated by prejudice based on race, religion, sexual orientation, or ethnicity.
- The Student Right to Know and Campus Security Act, requiring institutions of higher education to disclose

murder, rape, robbery, and other crimes on campus, is signed into law by President George H.W. Bush.

- Congress passes the Victims of Child Abuse Act, which features reforms to make the federal criminal justice system less traumatic for child victims and witnesses.
- The Victims' Rights and Restitution Act of 1990 incorporates a Bill of Rights for federal crime victims and codifies services that should be available to victims of crime.
- Congress passes legislation proposed by MADD to prevent drunk drivers and other offenders from filing bankruptcy to avoid paying criminal restitution or civil fines.
- The Arizona petition drive to place the victims' rights constitutional amendment on the ballot succeeds, and the amendment is ratified by voters.
- The first National Incidence Study on Missing, Abducted, Runaway and Thrownaway Children in America finds that in a one-year period there were as many as 450,000 runaways; 127,000 throwaways; 438,000 children who were lost, injured, or otherwise missing; 4,600 children abducted by nonfamily members; and 114,600 children who were targets of attempted abduction by nonfamily members.
- The National Child Search Assistance Act requires law enforcement to enter reports of missing children and unidentified persons into the FBI's NCIC computer system.

1991

- The Crime Victims Fund deposits total \$128 million.
- U.S. Representative Ileana Ros-Lehtinen (R-FL) introduces the first Congressional Joint Resolution (H. J. RES. 247) to place victims' rights in the U.S. Constitution.
- California State University, Fresno, approves the first bachelor's degree program in victimology in the nation.
- The National Center for Victims of Crime releases *America Speaks Out*, a report on the first national public opinion poll to examine citizens' attitudes about violence and victimization.
- In a 7-2 decision in *Payne v. Tennessee* (501 U.S. 808), the U.S. Supreme Court reverses its earlier decisions in *Booth v. Maryland* (1987) and *South Carolina v. Gathers* (1989) and rules that testimony and prosecutorial arguments commenting on the murder victim's good character, as well as how the victim's death affected his or her survivors, do not violate the defendant's constitutional rights in a capital case.
- U.S. Attorney General William P. Barr issues new comprehensive guidelines that establish procedures for the federal criminal justice system to respond to the needs of crime victims. The 1991 *Attorney General Guidelines for Victim and Witness Assistance* implement new protections of the Crime Control Act of 1990, integrating requirements of the Crime Victims' Bill of Rights, the Victims of Child Abuse Act, and the Victim and Witness Protection Act.
- The American Probation and Parole Association establishes a Victim Issues Committee to examine victims' issues and concerns related to community corrections.
- The New Jersey legislature passes a victims' rights constitutional amendment, which is ratified by voters in November.
- Colorado legislators introduce a victims' rights constitutional amendment on the first day of National Crime Victims' Rights Week. The bill is unanimously passed by both Houses to be placed on the ballot in 1992.
- In an 8-0 decision, the U.S. Supreme Court rules in *Simon & Schuster v. New York Crime Victims Board* that New York's notoriety-for-profit statute was overly broad and unconstitutional. Notoriety-for-profit statutes had been passed by many states by this time to prevent convicted criminals from profiting from the proceeds of depictions of their crimes in the media or publications.
- The Washington Secretary of State implements the nation's first Address Confidentiality Program, which provides victims of domestic violence, stalking, and sexual assault an alternative, confidential mailing address and secures the confidentiality of two normally public records—voter registration and motor vehicle records.
- By the end of 1991, seven states have incorporated victims' rights into their state constitutions.

CRIME VICTIMS' RIGHTS IN AMERICA

1992

- The Crime Victims Fund deposits total \$221 million.
- The National Center for Victims of Crime releases *Rape in America: A Report to the Nation*, a groundbreaking study on forcible rape, including data on rape frequency, victims' reporting rate to police, the impact of rape on victims' mental health, and the effect of media disclosure of victim identities on reporting rape to law enforcement.
- The Association of Paroling Authorities International establishes a Victim Issues Committee to examine victims' needs, rights, and services in parole processes.
- Congress reauthorizes the Higher Education Bill, which includes the Campus Sexual Assault Victims' Bill of Rights.
- The Battered Women's Testimony Act, which urges states to accept expert testimony in criminal cases involving battered women, is passed by Congress and signed into law by President George H. W. Bush.
- In a unanimous decision, the U.S. Supreme Court, in *R.A.V. v. City of St. Paul*, strikes down a local hate crimes ordinance in Minnesota. The ordinance had prohibited the display of a symbol which one knew or had reason to know "arouses anger, alarm or resentment in others on the basis of race, color, creed, religion or gender," and was found to violate the First Amendment.
- Five states—Colorado, Kansas, Illinois, Missouri, and New Mexico—ratify victims' rights constitutional amendments.
- Twenty-eight states pass anti-stalking laws.
- Massachusetts passes a landmark bill creating a statewide computerized domestic violence registry and requiring judges to check the registry when handling such cases.

1993

- The Crime Victims Fund deposits total \$144 million.

- Wisconsin ratifies its victims' rights constitutional amendment, bringing the total number of states with these amendments to 14.
- Congress passes the International Parental Kidnapping Act, which makes a federal felony the removal of a child from the United States or keeping a child outside of the United States with the intent to obstruct the lawful exercise of parental rights.
- President William J. Clinton signs the "Brady Bill," requiring a waiting period for the purchase of handguns.
- Congress passes the Child Sexual Abuse Registry Act, establishing a national repository for information about child sex offenders.
- The National Center for Victims of Crime launches INFOLINK (later renamed the "National Crime Victim Helpline"), a toll-free service that provides trained victim advocacy and support for victims of all types of crime.
- Twenty-two states pass anti-stalking statutes, bringing the total number of states with anti-stalking laws to 50, plus the District of Columbia.

1994

- The Crime Victims Fund deposits total \$185 million.
- The American Correctional Association Victims Committee publishes the landmark *Report and Recommendations on Victims of Juvenile Crime*, which offers guidelines for improving victims' rights and services within the juvenile justice system.
- Six additional states pass victims' rights constitutional amendments—the largest number ever in a single year—bringing the total number of states with amendments to 20. States with new amendments include Alabama, Alaska, Idaho, Maryland, Ohio, and Utah.
- President Clinton signs a comprehensive package of federal victims' rights legislation as part of the Violent Crime Control and Law Enforcement Act. The Act includes:

- » The Violence Against Women Act (VAWA), which authorizes more than \$1 billion in funding for programs to combat violence against women.
 - » Enhanced VOCA funding provisions.
 - » Establishment of a National Child Sex Offender Registry.
 - » Enhanced sentences for drunk drivers with child passengers.
- Kentucky becomes the first state to institute automated telephone notification to crime victims of their offender’s status, location, and release date.
 - OVC establishes the Community Crisis Response program, using the NOVA model, to improve services to victims in communities that have experienced a crime resulting in multiple violent victimizations.

1995

- The Crime Victims Fund deposits total \$233 million.
- Legislatures in three states—Indiana, Nebraska, and North Carolina—pass victims’ rights constitutional amendments that will be placed on the ballot in 1996.
- The National Victims’ Constitutional Amendment Network proposes the first draft of language for a federal victims’ rights constitutional amendment.
- The first class graduates from the National Victim Assistance Academy (NVAA) in Washington, DC. Supported by OVC, NVAA provides an academically credited, 45-hour curriculum on victimology, victims’ rights, and other victim-related topics.
- *The Anatomy of Fraud: Report of a Nationwide Survey* by Richard Titus, Fred Heinzelmann, and John M. Boyle is published. The report is based on the first nationwide survey, conducted in 1991 by the National Institute of Justice, to determine the scope of fraud and its effects, with findings that an estimated \$40 billion is lost to fraud each year. One-third of the people surveyed reported that an attempt to defraud them had occurred in the previous year.
- The U.S. Department of Justice issues the revised *Attorney General Guidelines for Victim and Witness Assistance*, which increases the accountability of federal criminal justice officials, directing that performance appraisals and reports of best efforts include information on guidelines compliance.

1996

- The Crime Victims Fund reaches an historic high with deposits over \$525 million.
- Federal victims’ rights constitutional amendments are introduced in both houses of Congress with bipartisan support.
- Both presidential candidates and Attorney General Janet Reno endorse the concept of a federal victims’ rights constitutional amendment.
- Eight states ratify the passage of victims’ rights constitutional amendments—raising the total number of such state constitutional amendments to 29 nationwide.
- President Clinton reaffirms his support of federal constitutional rights for crime victims in a Rose Garden ceremony attended by members of Congress, criminal justice officials, and representatives of local, state, and national victims’ rights organizations.
- The Community Notification Act, known as “Megan’s Law,” amends the Child Sexual Abuse Registry law to provide for notifying communities of the location of convicted sex offenders.
- President Clinton signs the Antiterrorism and Effective Death Penalty Act, providing \$1 million to strengthen antiterrorism efforts, make restitution mandatory in violent crime cases, and expand compensation and assistance for victims of terrorism both at home and abroad, including victims in the military.
- OVC uses its new authority under the Antiterrorism and Effective Death Penalty Act to provide substantial financial assistance to the victims and survivors of the bombing of the Alfred P. Murrah Federal Building in Oklahoma City, Oklahoma.
- The Mandatory Victims’ Restitution Act, enacted as Title II of the Antiterrorism and Effective Death Penalty Act, allows federal courts to award “public harm”

CRIME VICTIMS' RIGHTS IN AMERICA

restitution directly to state VOCA victim assistance programs. The Act makes restitution in federal cases mandatory, regardless of the defendant's ability to pay. It also requires federal courts to order restitution to victims of fraud.

- The VOCA definition of "crime victim" is expanded to include victims of financial crime, allowing this group to receive counseling, advocacy, and support services.
- The National Domestic Violence Hotline is established by Congress to provide crisis intervention, information, and referrals to victims of domestic violence and their friends and family.
- The Church Arson Prevention Act is enacted to respond to an increasing number of acts of arson against religious institutions around the country.
- The Drug-Induced Rape Prevention Act is enacted to address the emerging issue of drug-facilitated rape and drug-facilitated sexual assault.
- The Office of Juvenile Justice and Delinquency Prevention, within the U.S. Department of Justice, issues the Juvenile Justice Action Plan, which includes recommendations for victims' rights and services within the juvenile justice system for victims of juvenile offenders.

1997

- The Crime Victims Fund deposits total \$363 million.
- Congress passes the Victims' Rights Clarification Act of 1997 to clarify existing federal law allowing victims to attend a trial and to appear as "impact witnesses" during the sentencing phase of both capital and non-capital cases. President Clinton signs the Act, allowing the victims and survivors of the bombing of the Alfred P. Murrah Federal Building in Oklahoma City to observe the trial and to provide input later at sentencing.
- A federal victims' rights constitutional amendment is reintroduced in the opening days of the 105th Congress with strong bipartisan support. The Senate and House Judiciary Committees conduct hearings on the proposed federal victims' rights constitutional amendment. While not endorsing specific language, Attorney General Janet Reno testifies at the Senate

hearing in support of federal constitutional rights for crime victims.

- To fully recognize the sovereignty of Indian Nations, OVC for the first time provides victim assistance grants directly to tribes in Indian Country.
- Congress enacts a federal anti-stalking law as part of the National Defense Authorization Act for Fiscal Year 1997.
- Due to the large influx of VOCA funds in the previous fiscal year, OVC hosts a series of regional meetings with state VOCA administrators to encourage states to develop multiyear funding strategies to help stabilize local program funding, expand outreach to previously underserved victims, and support the development and implementation of technologies to improve victims' rights and services.
- OVC continues its support of the victims and survivors of the bombing of the Alfred P. Murrah Federal Building in Oklahoma City by funding additional advocates, crisis counseling, and travel expenses for the bombing victims to attend court proceedings. When the venue of the trial is changed to Denver, Colorado, OVC provides funding for a special closed-circuit broadcast to victims and survivors in Oklahoma City.
- OVC releases *New Directions from the Field: Victims' Rights and Services for the 21st Century*, which assesses the nation's progress in meeting the recommendations set forth in the *Final Report of the 1982 President's Task Force on Victims of Crime* and issues over 250 new recommendations from the field for the next millennium.

1998

- The Crime Victims Fund deposits total \$324 million.
- Senate Joint Resolution 44, a new bipartisan version of a federal victims' rights constitutional amendment, is introduced in the Senate by Senators Jon Kyl (R-AZ) and Dianne Feinstein (D-CA). The Senate Judiciary Committee subsequently approves SJR 44 by an 11-6 vote. No further action is taken on SJR 44 during the 105th Congress.
- Four new states pass state victims' rights constitutional amendments: Louisiana, Mississippi, Montana, and

Tennessee. The Supreme Court of Oregon overturns the Oregon state victims' rights amendment, originally passed in 1996, citing structural deficiencies.

- The Higher Education Amendments of 1998 is passed. Part E of this legislation, "Grants to Combat Violent Crimes Against Women on Campus," is authorized through the year 2003 and appropriates a total of \$10 million in grant funding to the Violence Against Women Grants Office for Fiscal Year 1999. Another primary aim of this legislation is to reduce binge drinking and illegal alcohol consumption on college campuses.
- Congress enacts the Child Protection and Sexual Predator Punishment Act of 1998, providing for numerous sentencing enhancements and other initiatives addressing sex crimes against children, including crimes facilitated by the use of interstate facilities and the Internet.
- Congress passes the Crime Victims with Disabilities Awareness Act, representing the first effort to systematically gather information about the extent of victimization of individuals with disabilities. This legislation directs the U.S. Attorney General to conduct a study on crimes against individuals with developmental disabilities. In addition, the Bureau of Justice Statistics is required to include statistics on the nature of crimes against individuals with developmental disabilities and victim characteristics in its annual National Crime Victimization Survey by 2000.
- The Identity Theft and Deterrence Act of 1998 is signed into law. This landmark federal legislation outlaws identity theft and directs the U.S. Sentencing Commission to consider various factors in determining penalties, including the number of victims and the value of losses to any individual victim. The Act further authorizes the Federal Trade Commission to log and acknowledge reports of identity theft, provide information to victims, and refer complaints to appropriate consumer reporting and law enforcement agencies.
- OVC provides funding to the U.S. Department of State to support the development of a Victim Assistance Specialist position to improve the quality and coordination of services provided to U.S. citizens who are victimized abroad.

1999

- The Crime Victims Fund deposits total \$985 million.
- The proposed federal victims' rights constitutional amendment (Senate Joint Resolution 3, identical to SJR 44) is introduced in the 106th Congress.
- The fifth National Victim Assistance Academy is held at five university locations across the United States, bringing the total number of Academy graduates to nearly 1,000.
- OVC issues the first grants to create State Victim Assistance Academies.
- The National Crime Victim Bar Association is formed by the National Center for Victims of Crime to promote civil justice for victims of crime.

2000

- The Crime Victims Fund deposits total \$777 million.
- Congress passes a new national drunk driving limit of 0.08 blood alcohol concentration (BAC) with the support of MADD, other victim advocacy organizations, and leading highway safety, health, medical, law enforcement, and insurance groups. The new law, passed with bipartisan support, requires states to pass 0.08 "per se intoxication" laws or lose a portion of their annual federal highway funding.
- Congress reauthorizes the Violence Against Women Act of 2000, extending VAWA through 2005 and authorizing funding at \$3.3 billion over the five-year period. In addition to expanding federal stalking statutes to include stalking on the Internet, the Act authorizes:
 - » \$80 million a year for rape prevention and education grants.
 - » \$875 million over five years for battered women's shelters.
 - » \$25 million in 2001 for transitional housing programs.
 - » \$25 million to address violence against older women and women with disabilities.
- The Internet Crime Complaint Center Web site, www.ic3.gov, is created by the U.S. Department of

CRIME VICTIMS' RIGHTS IN AMERICA

Justice, Federal Bureau of Investigation, and the National White Collar Crime Center to combat Internet fraud by giving consumers a convenient way to report violations and by centralizing information about fraud crimes for law enforcement.

- Attorney General Reno revises and reissues the *Attorney General Guidelines for Victim and Witness Assistance*, which mandates that every Department of Justice employee who comes into contact with crime victims receives at minimum one hour of training about victim rights laws and the guidelines.
- Victimization rates as reported in the National Crime Victimization Survey are the lowest recorded since the survey's creation in 1973.
- The Treasury Department conducts the National Summit on Identity Theft, which addresses prevention techniques, victims' experiences, and remediation in the government and private sector. The summit is the first national-level conference involving law enforcement, victims, industry representatives, and nonprofit organizations interested in the issue. At the summit, Treasury Secretary Lawrence Summers unveils four new initiatives to address identity theft.
- A federal victims' rights constitutional amendment is addressed for the first time by the full U.S. Senate. Following two-and-a-half days of debate, the measure (SJR 3) is withdrawn for further consideration by its cosponsors, Senators Kyl (R-AZ) and Feinstein (D-CA), when it becomes apparent that the measure will not receive the two-thirds majority vote necessary for approval.
- Congress passes and the President signs the Trafficking Victims Protection Act of 2000. This new law significantly strengthens criminal enforcement, prosecution, and penalties against traffickers; provides new protections to victims; and enables victims of severe forms of trafficking to seek benefits and services available to other crime victims.

2001

- The Crime Victims Fund deposits total \$544 million.
- The National Crime Victimization Survey reports that victimization rates continue to drop, reaching a new low of 26 million victims for the year 2000.

- On September 11, 2001, two hijacked planes crash into the World Trade Center, another into the Pentagon, and a fourth into a field in Shanksville, Pennsylvania, killing 2,974 victims and injuring countless others in the worst terrorist attacks on American soil.
- Congress responds to the terrorist acts of September 11 with a raft of new laws providing funding for victim assistance, tax relief for victims, and other accommodations and protections for victims. As part of the Air Transportation Safety and System Stabilization Act, a new federal victim compensation program is created specifically for the victims of September 11. The program includes many types of damages normally available only through civil actions, such as payment for pain and suffering, lifetime lost earnings, and loss of enjoyment of life. To receive compensation, claimants are required to waive their right to bring civil action for damages suffered as a result of the terrorist acts.
- Congress passes and President George W. Bush signs the USA PATRIOT Act of 2001, a package of antiterrorism legislation that includes changes to the Victims of Crime Act (VOCA), including increasing the percentage of state compensation payments reimbursable by the federal government and allowing OVC to fund compliance and evaluation projects.
- OVC augments state victim compensation funding to aid victims of the September 11 terrorist attacks in New York, Virginia, and Pennsylvania; offers assistance to victims of the September 11 terrorist attack on the Pentagon through the Pentagon Family Assistance Center; and establishes a toll-free telephone number and secure Web site for victims and their immediate family members.
- The Child Abuse Prevention and Enforcement Act and Jennifer's Law increase the annual Crime Victims Fund set-aside for child abuse victims from \$10 million to a maximum of \$20 million, and allow the use of Byrne grant funds for the prevention of child abuse and neglect. Jennifer's Law authorizes \$2 million per year through Fiscal Year 2002 for states to apply for grants to cover costs associated with entering complete files of unidentified crime victims into the FBI's NCIC database.
- New regulations, policies, and procedures for victims of trafficking dramatically change the response to this class of crime victims by agencies throughout the

federal government, including the U.S. Department of State, the U.S. Department of Health and Human Services, and several U.S. Department of Justice agencies (the FBI, the Immigration and Naturalization Service, and U.S. Attorneys' Offices).

2002

- The Crime Victims Fund deposits total \$519 million.
- OVC releases final program guidelines and an accompanying application kit for the Antiterrorism and Emergency Assistance Program for Terrorism and Mass Violence Crimes, which provides funding to compensate and assist victims of terrorism and mass violence that occur within and outside the United States.
- The National Crime Victimization Survey continues to show a decline in crime victimization. Violent crime victimization dropped 10 percent from the previous year, and property crime dropped 6 percent.
- President Bush attends the presentation of the National Crime Victims' Rights Week awards and announces the Administration's support for the proposed Crime Victims' Rights Amendment to the U.S. Constitution.
- The National Association of VOCA Assistance Administrators (NAVAA) is established. With OVC support, NAVAA provides technical assistance and training to state VOCA assistance administrators.
- OVC makes available the first Helping Outreach Programs to Expand grants to grassroots, nonprofit, community-based victim organizations and coalitions to improve outreach and services to victims of crime through the support of program development, networking, coalition building, and service delivery.
- Congress appropriates approximately \$20 million to fund services to trafficking victims, including shelter, medical and mental health care, legal assistance, interpretation, and advocacy.
- President Bush hosts the first White House Conference on Missing, Exploited, and Runaway Children and announces his support for the Hutchison-Feinstein National AMBER Alert Network Act of 2002, which would help develop, enhance, and coordinate AMBER (America's Missing: Broadcast Emergency Response). The Assistant Attorney General for the Office of Justice Programs is designated as the National AMBER Alert Coordinator at the Department of Justice.

- By the end of 2002, all 50 states, the District of Columbia, the U.S. Virgin Islands, Puerto Rico, and Guam have established crime victim compensation programs.
- *Our Vulnerable Teenagers: Their Victimization, Its Consequences, and Directions for Prevention and Intervention* is released by the National Council on Crime and Delinquency and the National Center for Victims of Crime. This landmark report documents the disproportionate representation of teenagers, ages 12 to 19, as victims of crime, and discusses promising prevention and intervention strategies.

2003

- The Crime Victims Fund deposits total \$361 million.
- The Senate Judiciary Committee passes the federal victims' rights constitutional amendment to ensure basic rights to victims nationwide.
- Congress makes the Office on Violence Against Women (formerly the Violence Against Women Office within the Office of Justice Programs) a permanent, independent office within the U.S. Department of Justice.
- Congress passes and President Bush signs the PROTECT Act of 2003—also known as the “AMBER Alert” law—which creates a national AMBER network to facilitate rapid law enforcement and community response to kidnapped or abducted children.
- The American Society of Victimology (ASV) is established at the first American Symposium on Victimology held in Kansas City, Kansas. The ASV serves as a forum for academics and practitioners on all topics related to victimology in partnership with the World Society of Victimology.
- The Prison Rape Elimination Act of 2003 is enacted to track and address the issue of rape in correctional institutions and develop national standards aimed at reducing prison rape.
- Congress establishes January as National Stalking Awareness Month.

CRIME VICTIMS' RIGHTS IN AMERICA

- The National Domestic Violence Hotline, operated by the Texas Council on Family Violence, receives its one millionth call.
- The U.S. Postal Service releases the Stop Family Violence postage stamp to raise money for domestic violence prevention programs.
- Congress appropriates \$22 million for the U.S. Department of Defense's Family Advocacy Program, \$900,000 of which is for the National Domestic Violence Hotline Awareness, Intervention, and Prevention Campaign in the military services.
- The Fair and Accurate Credit Transactions Act of 2003 is enacted to provide new protections against identity theft and help victims of identity theft recover their financial losses.
- Congress passes and President Bush signs the Trafficking Victims Protection Reauthorization Act. Along with reauthorizing programs created under the first TVPA, this legislation strengthens prevention efforts, supports prosecution of offenders, simplifies the process by which victims are certified eligible for benefits, and allows benefits and services to be available for victims' family members who are legally allowed to come to the United States. The legislation also creates a civil cause of action for victims of forced labor or forced prostitution.

2004

- The Crime Victims Fund deposits total \$834 million.
- The U.S. Department of Defense Task Force on Care for Victims of Sexual Assault releases its report and recommendations for preventing sexual assault in the military and providing a sensitive response to victims. The recommendations include establishing a single office within the U.S. Department of Defense to handle sexual assault matters, launching an information campaign to inform personnel about services available to victims, and convening a summit to update the definition of sexual assault and address victim privacy concerns within the military context.
- The Identity Theft Penalty Enhancement Act is enacted, defining aggravated identity theft as stealing another person's identity in connection with the commission of other specified felonies. The legislation also prohibits

the court from ordering an offender's sentence for identity theft to run concurrently with a sentence imposed on the same offender for any other crime.

- Congress passes and President Bush signs the Justice for All Act of 2004, which includes the Scott Campbell, Stephanie Roper, Wendy Preston, Louarna Gillis, and Nila Lynn Crime Victims' Rights Act, providing substantive rights for crime victims. The law provides mechanisms at the federal level to enforce the rights of crime victims, giving victims and prosecutors legal standing to assert victims' rights, authorizing the filing of writs of mandamus to assert a victim's right, and requiring the U.S. Attorney General to establish a victims' rights compliance program within the Department of Justice. The legislation authorizes \$155 million in funding over the next five years for victim assistance programs at the federal and state level. This omnibus crime legislation also provides funding for DNA testing, crime labs, sexual assault forensic examiners, and programs for post-conviction DNA testing.
- President Bush hosts the first national training conference on human trafficking, which brings together trafficking response teams of federal, state, and local law enforcement personnel, prosecutors, and victim service providers from at least 21 cities with a known concentration of trafficking victims. The conference emphasizes the importance of combating trafficking using a victim-centered approach.
- The National Center for Victims of Crime releases *Repairing the Harm: A New Vision for Crime Victim Compensation in America*, which examines compensation data from all 50 states, the September 11th Victim Compensation Fund, and compensation programs in other countries. The report also recommends a framework for strengthening victim compensation in the United States.

2005

- The Crime Victims Fund deposits total \$668 million.
- The U.S. Department of Justice establishes an online national sex offender registry that provides real-time access to public sex offender data nationwide with a single Internet search.

- OVC and the Bureau of Justice Assistance initiate a program to establish teams of law enforcement task forces and victim services to respond to human trafficking. The primary goals of this program are to develop sustainable programs to combat human trafficking through proactive law enforcement and prosecution at all levels of government, to coordinate U.S. Attorneys' Offices' efforts, to collaborate with victim service providers, and to increase the identification and rescue of trafficking victims.
- The U.S. House of Representatives establishes the first congressional Victims' Rights Caucus, co-chaired by Representatives Ted Poe (R-TX) and Jim Costa (D-CA). The mission of the Caucus is to elevate crime victim issues in Congress in a bipartisan manner, without infringing on the rights of the accused, and to advocate for crime victims' interests before the Administration and within Congress.
- The Department of Justice announces more than \$84 million in DNA grants nationwide as part of President Bush's Advancing Justice Through DNA Technology initiative. The initiative is designed to improve the nation's capacity to use DNA evidence by eliminating casework and convicted offender backlogs, funding research and development, improving crime lab capacity, providing training for all stakeholders in the criminal justice system, and conducting testing to identify missing persons.
- Attorney General Alberto Gonzales issues the revised *Attorney General Guidelines for Victim and Witness Assistance*. The guidelines incorporate provisions for crime victims' rights and remedies, including those in the Justice for All Act, which had been enacted since the publication of the previous edition. The guidelines also address victim and witness assistance in human trafficking and identity theft cases.
- The National Association of VOCA Assistance Administrators releases the Crime Victims Fund Report, which highlights the Crime Victims Fund's contribution to the federal government's efforts to assist victims, analyzes the sources of deposits into the Fund, examines the issues involved in administering the Fund, and explores future challenges to the Fund's capacity to meet victims' needs.
- The American Bar Association releases *Elder Abuse Fatality Review Teams: A Replication Manual*, developed by the ABA Commission on Law and Aging and funded by OVC, providing guidance to communities on establishing elder abuse fatality review teams that review deaths caused by or related to elder abuse.
- The U.S. Department of Justice issues its final rule implementing the victims' rights compliance provisions of the Crime Victims Rights' Act portion of the Justice for All Act. The rule establishes the office of the Victims' Rights Ombudsman within the Executive Office for United States Attorneys (EOUSA) to receive and investigate complaints relating to the provision or violation of the rights of crime victims. The rule also creates procedures for filing complaints, investigating complaints, and imposing disciplinary sanctions against employees when warranted.
- The U.S. Department of Defense announces a new sexual assault policy. The policy creates a military-wide definition of sexual assault, sets a baseline standard for prevention and response training for the armed services, and requires all military installations to have a sexual assault response coordinator with a staff of victim advocates. The policy also requires the establishment of a senior level of command to handle sexual assault cases and review any administrative discharges of sexual assault victims.

2006

- The Crime Victims Fund deposits total \$650 million.
- Congress passes and President Bush signs the Violence Against Women and Department of Justice Reauthorization Act of 2005. This extension of the Violence Against Women Act includes provisions for early intervention, prevention, and health care, and promotes a national commitment to keep women and children safe from fear and abuse.
- Congress passes and President Bush signs the Trafficking Victims Protection Reauthorization Act of 2005. This law expands the Trafficking Victims Protection Act of 2000 by enhancing efforts to fight domestic trafficking in persons.
- During the National Crime Victims' Rights Week ceremony, OVC awards the first Ronald Wilson Reagan Public Policy Awards to honor outstanding individuals whose leadership, vision, and innovation have led to significant changes in public policy and practice that benefit crime victims.

CRIME VICTIMS' RIGHTS IN AMERICA

- President Bush signs the Adam Walsh Child Protection and Safety Act of 2006. Along with increasing supervision of sex offenders, this wide-ranging legislation also extends the federal Crime Victims' Rights Act to federal habeas corpus proceedings arising out of state convictions, eliminates the statute of limitations for federal prosecution of certain sexual offenses and child abduction, and extends the civil remedy for child sex crime victims to persons victimized as children, even if their injuries did not surface until the person became an adult.
- Attorney General Gonzales launches Project Safe Childhood, aimed at ending Internet-based child sexual exploitation. This nationwide project creates locally designed partnerships of federal, state, local, and tribal law enforcement agencies together with community leaders to develop a coordinated strategy to prevent, investigate, and prosecute sexual predators, abusers, and pornographers who target children. All United States Attorneys are charged with taking the lead in designing a strategic plan for their community.
- The United States Court of Appeals for the Ninth Circuit decides *Kenna v. U.S. District Court for the Central District of California*, in which the court considered whether the Crime Victims' Rights Act portion of the Justice for All Act gave victims the right to speak at sentencing hearings. The case involved a father and son who swindled dozens of victims. The defendants pled guilty to wire fraud and money laundering. More than 60 victims submitted victim impact statements. At the father's sentencing hearing, several victims spoke about the effects of the crimes, but at the son's sentencing, the judge refused to allow the victims to speak. The court held that the district judge had made a mistake, and made three key points: (1) in passing the Crime Victims' Rights Act, it was the intent of Congress to allow victims to speak at sentencing hearings, not just to submit victim impact statements; (2) victims have a right to speak even if there is more than one criminal sentencing; and (3) the remedy for a crime victim denied the right to speak at a sentencing hearing is to have the sentence vacated and a new sentencing hearing held in which the victims are allowed to speak.
- The Department of Justice issues its final rule implementing the new International Terrorism Victim Expense Reimbursement Program (ITVERP). This new federally administered program extends crime victim compensation to American victims of terrorism abroad, reimbursing them for direct, out-of-pocket expenses resulting from an act of terror.
- President Bush signs the Older Americans Act Reauthorization (OAA), which includes victim-related provisions. It requires the U.S. Department of Health and Human Services to develop a long-term plan for a national response to elder abuse; improves access to programs and services under OAA by addressing the needs of older individuals with limited English proficiency; promotes multidisciplinary responses by states and Indian tribes to elder abuse, neglect, and exploitation; and preserves the long-term care ombudsman program.

2007

- For the first time ever, the Crime Victims Fund deposits surpass a billion dollars, totaling \$1.02 billion.
- Attorney General Gonzales and Federal Trade Commission Chairman Deborah Platt Majoras release the President's Identity Theft Task Force strategic plan to combat identity theft. Task Force recommendations include reducing the unnecessary use of Social Security numbers by federal agencies, establishing national standards requiring private entities to safeguard the personal data they compile and to notify consumers of any breach that poses a significant risk of identity theft, implementing a consumer awareness campaign, and creating a National Identity Theft Law Enforcement Center to coordinate law enforcement efforts and information to improve the investigation and prosecution of identity thieves.
- OVC makes the first payments of the ITVERP program to U.S. victims of international acts of terrorism, including the victims of: the 1998 U.S. Embassy bombings in Nairobi, Kenya, and Dar es Salaam, Tanzania; the October 2002 Bali, Indonesia, nightclub bombing; the May 2003 bombing of expatriate housing in Riyadh, Saudi Arabia; and the 2003 airport bombing in Davao City, Philippines.
- House and Senate Resolutions establishing September 25 as the National Day of Remembrance for Murder Victims coincide with the first annual national event held on Capitol Hill.

2008

- The Crime Victims Fund deposits total \$896 million.
- President Bush signs into law the Identity Theft Enhancement and Restitution Act as part of the Former Vice President Protection Act of 2008. This legislation permits courts to order restitution to cybercrime victims for the costs associated with identity theft, including the loss of time and money spent restoring their credit record.
- OVC releases two guides on the rights of victims of perpetrators with mental illness, a long-underserved victim population. *Responding to People Who Have Been Victimized by Individuals with Mental Illnesses* sets out the steps policymakers, advocates, mental health professionals, and others can take to understand and protect the rights and safety of these crime victims. *A Guide to the Role of Crime Victims in Mental Health Courts* offers practical recommendations to mental health court practitioners about how to engage crime victims in case proceedings. Both publications were developed by the Council of State Governments' Justice Center.
- Congress passes the Reconnecting Homeless Youth Act of 2008, which amends the Runaway and Homeless Youth Act. This legislation extends funding for various programs to serve homeless youth, including programs to prevent the sexual abuse of youth. It includes a requirement for regular statistical reports on the problem.
- OVC releases the *Resource Guide for Serving U.S. Citizens Victimized Abroad*, an online guide to help U.S.-based victim service providers deliver comprehensive and effective services to victims of overseas crime. The guide helps service providers access resources abroad and in the United States.
- The Government Accountability Office (GAO) releases a report on the federal Crime Victims' Rights Act (CVRA). The report makes a number of recommendations to improve CVRA implementation, including making efforts to increase victims' awareness of mechanisms to enforce their rights, restructuring the complaint investigation process to promote greater independence and impartiality of investigators, and identifying performance measures regarding victims' rights.
- President Bush signs legislation requiring the Department of Justice to develop and implement a National Strategy on Child Exploitation Prevention and Interdiction, to improve the Internet Crimes Against Children Task Force, to increase resources for regional computer forensic labs, and to make other improvements to increase the ability of law enforcement agencies to investigate and prosecute child predators.

2009

- The Crime Victims Fund deposits total \$1.75 billion.
- U.S. Department of Justice's Bureau of Justice Statistics releases the first national statistics on the prevalence of stalking in America. *Stalking Victimization in the United States* finds that 3.4 million persons identified themselves as victims of stalking in a 12-month period.
- President Barack Obama signs the American Recovery and Reinvestment Act of 2009, which includes supplemental funding for crime victim assistance and compensation, STOP (Services, Training, Officers, and Prosecutors) Violence Against Women formula grants, and transitional housing programs for domestic violence victims.
- President Obama issues the first White House Proclamation of National Sexual Assault Awareness Month.
- President Obama names Lynn Rosenthal to the newly created position of White House Advisor on Violence Against Women.
- Congress passes and the President signs the Fraud Enforcement and Recovery Act of 2009 (FERA), expanding federal fraud laws to cover mortgage fraud, additional forms of securities fraud, and certain money laundering; and authorizing additional funding for investigation and prosecution of such fraud. The new law also establishes a Financial Crisis Inquiry Commission to examine the causes of the current financial and economic crisis in the United States and present its findings to the President and Congress in 2010.
- President Obama and the House of Representatives recognize the 15th anniversary of the passage of the

CRIME VICTIMS' RIGHTS IN AMERICA

Violence Against Women Act through a Presidential Proclamation and House Resolution.

- The Bureau of Justice Statistics, U.S. Department of Justice, releases the first national report on crimes against persons with disabilities, based on the National Crime Victimization Survey. The report finds that the rate of nonfatal violent crime against persons with disabilities was 1.5 times higher than the rate for persons without disabilities. The report fulfilled the mandate of the Crime Victims with Disabilities Awareness Act.
 - The Office of Juvenile Justice and Delinquency Prevention, U.S. Department of Justice, releases a report on a national survey on children's exposure to violence, the most comprehensive survey to date on this issue. The report includes findings regarding children's direct and indirect exposure to specific categories of violence, how exposure to violence changes as children grow up, and the prevalence and incidence of multiple and cumulative exposures to violence.
 - President Obama establishes the Financial Fraud Enforcement Task Force, comprising more than 20 agencies, 94 U.S. Attorneys offices, and state and local partners, to examine mortgage fraud, Ponzi schemes, tax fraud, predatory lending, credit card fraud, and more. Its goal is to improve efforts to investigate and prosecute significant financial crimes, ensure just and effective punishment for those who perpetrate financial crimes, recover proceeds for victims, and address financial discrimination in the lending and financial markets.
 - Congress passes and the President signs the Matthew Shepard and James Byrd, Jr. Hate Crimes Prevention Act as part of the National Defense Authorization Act for Fiscal Year 2010. The Act extends the definition of federal hate crimes to include crimes based on sexual orientation, gender identity, or disability; authorizes the Attorney General to provide assistance to state, local, and Tribal law enforcement agencies in investigating and prosecuting hate crimes; and amends the Hate Crimes Statistics Act to include crimes motivated by gender and gender identity, as well as hate crimes committed by and against juveniles.
- ## 2010
- The Crime Victims Fund deposits total \$2.4 billion.
 - The Financial Fraud Enforcement Task Force launches StopFraud.gov, which combines resources from federal agencies on ways consumers can protect themselves from fraud and report fraudulent activity. It also includes information about the task force activities.
 - President Obama signs the Cruise Vessel Security and Safety Act of 2010, legislation that mandates that cruise ship personnel promptly report serious crime on board ships to both the Federal Bureau of Investigation and the United States Coast Guard, requires the cruise industry to comply with certain security provisions, and requires ships to be equipped with a video surveillance system and maintain a log book to record reporting of deaths, missing individuals, thefts, and other crimes.
 - President Obama signs the Tribal Law and Order Act, designed to increase Tribal law enforcement agencies' power to combat crime on reservations and to increase the accountability of federal agencies responsible for public safety in Indian Country. The Act requires federal prosecutors to keep data on criminal cases in Indian Country that they decline to prosecute, and to support prosecutions in Tribal court by sharing evidence. It also increases the maximum sentence that a Tribal court can impose from one to three years in prison, expands training of Tribal law enforcement officers on handling domestic violence and sexual assault cases, calls for standardized protocols for investigating and prosecuting sexual assault, and provides Tribal police greater access to criminal history databases.
 - The Department of Justice releases its first National Strategy for Child Exploitation Prevention and Interdiction, designed to: increase coordination among the nation's investigators; better train investigators and prosecutors; advance law enforcement's technological capabilities; and enhance research to inform decisions on deterrence, incarceration, and monitoring. The strategy also includes a renewed commitment to public awareness and community outreach. The effort includes relaunching Project Safe Childhood, which marshals federal, state, Tribal, and local resources to better locate, apprehend, and prosecute those who exploit children via the Internet, and to identify and rescue victims.

- President Obama signs the Coast Guard Authorization Act of 2010, which includes a requirement that the Coast Guard submit an annual report to Congress on sexual assaults involving members of the Coast Guard.

2011

- The Crime Victims Fund deposits total nearly \$2 billion.¹
- President Obama issues the first White House proclamation of National Stalking Awareness Month. The President calls on all Americans to learn to recognize the signs of stalking, acknowledge stalking as a serious crime, and urge victims not to be afraid to speak out or ask for help.
- President Obama signs the James Zadroga 9/11 Health and Compensation Act, to provide health benefits for those who suffered health injuries from living or working near the site of the collapsed World Trade Center or for first responders and cleanup workers at any of the sites of the 9/11 terrorist attacks. It also extends the 9/11 victims' compensation fund for five years to allow the filing of new claims related to health injuries associated with debris removal at the crash sites.
- President Obama signs the Ike Skelton National Defense Authorization Act for Fiscal Year 2011, which strengthens the military's response to sexual assault by requiring the development of a comprehensive policy for sexual assault prevention and response, and issues standards to evaluate the effectiveness of prevention and response programs in each military branch.
- OVC launches the *Vision 21: Transforming Victim Services* initiative to expand the vision and impact of the crime victim services field.
- President Obama signs the Kate Puzey Peace Corps Volunteer Protection Act, which requires the Peace Corps to develop a comprehensive sexual assault policy, create an Office of Victim Advocacy and a Sexual Assault Advisory Council, and institute volunteer training on sexual assault, risk reduction, and response.

- President Obama signs the National Defense Authorization Act for Fiscal Year 2012, which includes provisions to prevent and respond to military sexual assault. The Act ensures that members and dependents who are victims of sexual assault have access to legal assistance and sexual assault advocates, whether the victim chooses unrestricted or confidential reporting of the assault. The Act also calls for timely action on a sexual assault victim's application for consideration of a change of station or unit to reduce the possibility of retaliation for reporting the assault, requires the development of training in sexual assault prevention and response, and makes other related changes.
- Attorney General Eric H. Holder revises and reissues *Attorney General Guidelines for Victim and Witness Assistance*, the standards for officers and employees of the Department of Justice investigative, prosecutorial, correctional, and parole components in the treatment of victims of and witnesses to crime. The revisions clarified DOJ's responsibilities to provide mandated rights and services enumerated in the Crime Victims' Rights Act (CVRA) and the Victims' Rights and Restitution Act (VRRRA) as well as other statutory requirements.

2012

- The Crime Victims Fund deposits total \$2.79 billion.
- Congress passes and President Obama signs the Presidential Appointment Efficiency and Streamlining Act of 2011, removing the requirement of Senate confirmation for 170 executive positions, including that of the Office for Victims of Crime Director.
- OVC releases the final report of its *Vision 21: Transforming Victim Services* initiative that outlines the challenges facing the crime victims' field in the 21st century and provides a strategic framework to move the field forward.
- Attorney General Eric H. Holder revises and reissues the *Attorney General Guidelines for Victim and Witness Assistance*, to include guidelines that examine the unique requirements of vulnerable victims, including an update to address the scope of the federal child abuse reporting requirement under section 13031 of the Victims of Child Abuse Act of 1990.

¹ Actual deposits total \$1,998,220,205.15.

CRIME VICTIMS' RIGHTS IN AMERICA

- The Bureau of Justice Statistics, with funding from the Office for Victims of Crime, embarks on a landmark three-year research study on the victimization of persons with disabilities who are in institutional settings.
- Attorney General Eric H. Holder releases a final rule to prevent, detect, and respond to sexual abuse in confinement facilities, in accordance with the Prison Rape Elimination Act of 2003 (PREA). This landmark rule sets national standards for four categories of facilities: adult prisons and jails, lockups, community confinement facilities, and juvenile facilities. The rule is the first-ever federal effort to set standards aimed at protecting inmates in all such facilities at the federal, state, and local levels. Highlights include access to free forensic medical exams to all victims of sexual abuse and access to a victim advocate from a rape crisis center.
- The Unified Crime Report (UCR) definition of rape was changed. In an effort to be more inclusive, the new definition includes any gender of victim or perpetrator, as well as instances in which the victim is incapable of giving consent because of temporary or permanent mental or physical incapacity, including due to the influence of drugs or alcohol or because of age. The UCR definition is used by the FBI to collect information from local law enforcement agencies about reported rapes.





Section 6 STATISTICAL OVERVIEWS



Interpreting Crime Statistics

The following statistical overviews represent a snapshot of the most recent findings about the status of crime in the United States.¹ This section includes an overview on crime trends and data on 15 selected categories of crime: assault; burglary, robbery, and theft; children, youth, and teen victimization; crimes against persons with disabilities; economic and financial crime; elder victimization; hate and bias crime; homicide; human trafficking; intimate partner violence; school and campus crime; sexual violence; stalking; urban and rural crime; and workplace violence.

Using these statistics effectively requires understanding their sources. Among the most heavily cited authorities in this section are two studies from the U.S. Department of Justice—the FBI’s Uniform Crime Report (UCR) and the Bureau of Justice Statistics’ National Crime Victimization Survey (NCVS). These studies measure the scope, magnitude, and impact of crime in the United States, but they differ in methodology, focus, and information produced.²

The UCR compiles crimes known to law enforcement, including victims of all ages, while the NCVS is based on a large, national sample of Americans age 12 and older; the NCVS offers important insights into what criminologists call the “dark figure of crime,” or crimes that have not been reported. Criminologists compare, contrast, and analyze data from these two sources to identify and assess current crime trends in the United States. Taken as a whole, these studies represent a highly useful but nonetheless incomplete picture of crime in our nation.

Statistical Overviews

CRIME TRENDS

ASSAULT

BURGLARY, ROBBERY, AND THEFT

CHILDREN, YOUTH, AND TEEN VICTIMIZATION

CRIMES AGAINST PERSONS WITH DISABILITIES

ECONOMIC AND FINANCIAL CRIME

ELDER VICTIMIZATION

HATE AND BIAS CRIME

HOMICIDE

HUMAN TRAFFICKING

INTIMATE PARTNER VIOLENCE

SCHOOL AND CAMPUS CRIME

SEXUAL VIOLENCE

STALKING

URBAN AND RURAL CRIME

WORKPLACE VIOLENCE

Uniform Crime Report

The UCR, launched in 1929, collects information reported to law enforcement agencies on the following crimes: murder and nonnegligent manslaughter, rape, robbery, aggravated assault, burglary, larceny-theft, motor vehicle theft, and arson. Law enforcement agencies also report arrest data for 21 additional crime categories (e.g., forgery and counterfeiting, drug abuse violations, disorderly conduct, vagrancy). Each year, the FBI issues a report on the main UCR findings, titled *Crime in the United States*, as well as several other reports (e.g., *Hate Crimes 2010* and *In the Line of Duty: Law Enforcement*

¹ **Note: The most recent national statistics lag several years behind the calendar year.** For example, in 2013, the latest official national statistics are those collected in 2011, which were published in 2012. This lag results from the amount of time and the number of resources required to collect, analyze, and publish information from nationwide reports and interviews about crime and victimization.

² Federal Bureau of Investigation, “The Nation’s Two Crime Measures,” *Uniform Crime Reporting Statistics*, (Washington, DC: U.S. Department of Justice, 2009), accessed October 23, 2012. <http://bjs.ojp.usdoj.gov/ucrdata/twomeasures.cfm>.

Officers Killed and Assaulted, 2010).³ The UCR presents crime counts for the entire nation, as well as for regions, states, counties, cities, towns, tribal law enforcement, and colleges and universities. Its primary purpose is to provide reliable criminal justice statistics for law enforcement administration and management.⁴

National Crime Victimization Survey

The methodology for the NCVS, which began in 1973, differs from that of the UCR. The NCVS is based on interviews with a nationally representative sample of U.S. households and is conducted by U.S. Census Bureau personnel at six-month intervals for three years. All household members age 12 and older are interviewed. The NCVS collects information on the frequency and nature of crimes of rape, sexual assault, personal robbery, aggravated and simple assault, household burglary, theft, and motor vehicle theft; it does not, however, measure homicide or commercial crimes. It gathers information on crimes both reported and not reported to the police, estimates the proportion of each crime reported to law enforcement, and describes the reasons victims gave for reporting or not reporting. The NCVS also includes questions about victims' experiences with the criminal justice system, possible substance abuse by offenders, and how victims sought to protect themselves.

The NCVS collects periodic age and demographic information about both victims and offenders (e.g., age, sex, race, ethnicity, marital status, income, and educational level, as well as offenders' relationships to their victims), and includes information about the crimes (time and place of occurrence, use of weapons, nature of injury, and economic impact).⁵ The NCVS also publishes supplements on specific crime issues such as stalking or school crime and provides previously unavailable data about crime that has not been reported.

Differences between the UCR and NCVS

Although the categories of crime covered by the UCR and NCVS overlap, their methodologies differ, and the studies serve different purposes. The UCR covers all victims of reported crime, but the NCVS gathers data on crimes against people ages 12 and older. The UCR covers homicide, arson, and commercial crimes, which the NCVS does not measure. The studies use somewhat different definitions of some crimes, and they report crime using different bases, e.g., per capita—crimes per 100,000 persons (UCR) versus crimes per 1,000 households (NCVS). The UCR measures crimes actually reported to law enforcement nationwide, and the NCVS addresses crimes not reported to law enforcement, as well as other specified crimes against people ages 12 and older.

What We Know about Crime in the United States

In general (and despite occasional variations), crime in the United States has declined measurably for decades.⁶ Between 1993 and 2010, for example, “the violent crime victimization rate declined steadily from 49.9 per 1,000 persons age 12 or older in 1993 to 14.9 per 1,000 in 2010, a decline of 70 percent.”⁷ During that same interval, “the property crime victimization rate declined 50 percent from 318.9 per 1,000 households in 1993 to 159.0 per 1,000 households in 2002, and to 120.2 per 1,000 households in 2010.”⁸

As the statistical overviews in this section demonstrate, we can make the following generalizations about other important crime patterns and trends:

- Overall, crime is disproportionately committed by males (see “[Homicide](#)”).
- Some crimes (e.g., stalking, intimate partner violence, sexual assault), are predominantly

³ Federal Bureau of Investigation, “Uniform Crime Reports,” (Washington, DC: U.S. Department of Justice, 2009), accessed October 23, 2012, <http://www.fbi.gov/about-us/cjis/ucr>.

⁴ Federal Bureau of Investigation, “The Nation’s Two Crime Measures.”

⁵ Ibid.

⁶ Jennifer L. Truman, *Criminal Victimization, 2010*, (Washington, DC: Bureau of Justice Statistics, U.S. Department of Justice, 2011), 5, 7, accessed October 24, 2012, <http://www.bjs.gov/content/pub/pdf/cv10.pdf>.

⁷ Ibid., 3.

⁸ Ibid., 7.

committed by males against females (see [“Stalking,”](#) [“Intimate Partner Violence”](#)).

- Although crime tends to disproportionately affect racial and ethnic minorities (both as victims and offenders), most crimes are committed by whites against whites.⁹
- Certain populations are disproportionately affected by crime, not necessarily because of the sheer numbers of victims but as a result of crime’s greater impact on these groups (see [“Elder Victimization,”](#) [“Crime against Persons with Disabilities,”](#) [“Children, Youth, and Teen Victimization”](#)).
- Young people (16-24) are the population group most victimized by crime. They also commit the most crimes (see [“Children, Youth, and Teen Victimization”](#)).

What We Don’t Know about Crime

- **The “big picture” on many important issues.** We can’t analyze or report on crimes that we don’t measure. Because many important issues have not been the subjects of annual national studies, sufficient data on these subjects is not available for general analysis and for inclusion in the *National Crime Victims’ Rights Week Resource Guide*. For example, we do not have enough information about human trafficking, crimes against LGBTQ individuals, elder victimization, crimes against those with disabilities, the mental health effects of crime, victimization and offending by the same individuals, and the relation of socioeconomic status, as well as substance abuse, to crime.

IMPORTANT NOTES ABOUT THE STATISTICS

The information presented in the following statistical overviews reflects the findings in the reports and other sources cited for each topic. The data are based on the best available information about known cases as of September 2012. (The latest Bureau of Justice Statistics study, *Criminal Victimization 2011*, is available online at www.bjs.gov). The overviews do not comprehensively cover all cases of these crimes, or all possible variables. Each statistical overview includes both text and graphics. Graphics have been added to this year’s Resource Guide to provide a visual representation of the data. Please note that, on the charts and graphs that accompany the statistics, the percentages do not always add up to 100 because the numbers have been rounded.

- **Why crime has decreased so significantly.** Although the decrease in crime has been steady and remarkably consistent, criminologists have reached no widely held conclusions about the reasons for these patterns.
- **How increased attention to certain crimes** (e.g., child sexual abuse, elder abuse) **affects what we know about them.** For example, we know anecdotally that increasing awareness about child sexual abuse builds support for more research and education about the crime, its present and past prevalence, and the best ways to work with victims and prevent future crimes. But we do not know the precise impact of this increased attention on our knowledge about and response to these crimes. Further research is needed to clarify these issues.



⁹ James Alan Fox and Marianne W. Zawitz, “Trends by Race,” *Homicide Trends in the U.S.*, (Washington, DC: Bureau of Justice Statistics, U.S. Department of Justice, 2010), accessed November 2, 2012, <http://bjs.ojp.usdoj.gov/content/homicide/race.cfm>.

Although the day-to-day activities of the criminal justice system focus necessarily on immediate events, it is important to take a broad look at changes in criminal victimization across time to understand the context in which individual crimes take place. Criminologists compare and contrast the data from two key sets of national data that are gathered consistently from year to year—the Uniform Crime Reports and the National Crime Victimization Survey—to identify and assess our nation’s important crime trends.¹ Both these sources show that crime has decreased substantially, particularly in comparison to crime rates from the 1970s and 80s. Data from the last decade, as well, have continued to demonstrate a downward trend, although there were (and still are) occasional fluctuations in some numbers. While experts find it difficult to identify the reasons for declining crime rates, this trend is undoubtedly good news for the victim services field. At the same time, however, there is still much work to do. Rates of victimization have decreased, but the population continues to increase and millions of crimes still occur every year. The criminal justice system continually faces significant challenges in meeting the needs of victims as they work to restore their lives and build for the future.

Violent Crime

- In 1973, the rate of violent crimes reported by victims was 4,770 per 100,000. It reached its peak at 5,230 per 100,000 persons in 1981 and dropped to 1,690 per 100,000 persons in 2009.²
- By comparison, the rate of violent crime reported to law enforcement in 1973 was 417.4 per 100,000 persons. It reached a peak in 1991 at 758.2 and fell to 431.9 per 100,000 persons in 2009.³
- Historically, males have higher rates of violent victimization compared to females. For example, in 1994 males experienced a rate of violent victimization of 59.6 per 1,000 while the rate for females was 42.5 per 1,000. However, in 2010 the rates of violent victimization were 15.7 per 1,000 for males and 14.2 per 1,000 for females, indicating a continuing convergence of male and female victimization.⁴
- The percentage of victims of violent crimes who suffered an injury during the victimizations declined slightly from 2001 to 2008,

as reported by victims; however there was an increase from 24 percent in 2008 to 29 percent in 2010.⁵

- In 2010, victims reported that about 50 percent of all violent victimizations were reported to police. Over the past 10 years, this percentage has remained stable.⁶

Assault

- In 1973, the rate of aggravated assault reported by victims⁷ was 1,250 per 100,000. It reached its peak at 1,290 per 100,000 persons in 1,974 and dropped to 320 per 100,000 persons in 2009.⁸
- By comparison, the rate of aggravated assault reported to law enforcement was 200.5 per 100,000 persons in 1973. It reached its peak in 1992 at 441.9 per 100,000 persons and dropped to 264.7 per 100,000 persons in 2009.⁹
- In 1973, the rate of simple assault reported by victims was 2,590 per 100,000. It reached its peak at 3,150 per 100,000 persons in 1994 and dropped to 1,130 per 100,000 persons in 2009.¹⁰

Rape

- In 1973, the rate of rapes reported by victims was 250 per 100,000. It reached its peak at 280 per 100,000 persons in 1979 and dropped to 30 per 100,000 persons in 2009.¹¹
- By comparison, the rate of rapes reported to law enforcement in 1973 was 24.5 per 100,000 persons and reached its peak in 1992 at 42.8. In 2009, the rate dropped to 29.1 per 100,000 persons.¹²

Robbery, Larceny-theft, and Burglary

- In 1973, the rate of robbery reported by victims was 670 per 100,000. It reached its peak at 740 per 100,000 persons in 1981 and dropped to 210 per 100,000 persons in 2009.¹³

¹ The UCR measures crimes reported to law enforcement and includes victims of all ages, while the NCVS is based on a large, national sample of Americans age 12 and older. The NCVS offers important insights into what criminologists call the “dark figure of crime,” or crimes that go unreported. Criminologists analyze data from these two sources to determine current crime trends in the United States. (See also “Interpreting Crime Statistics” in the introduction to Section 6 of the Resource Guide.)

² Bureau of Justice Statistics, “National Crime Victimization Survey, Violent Crime Trends, 1973-2008,” *Key Facts at a Glance*, (Washington, DC: U.S. Department of Justice, 2010), base adjusted from 1,000 to 100,000, accessed September 5, 2012, <http://bjs.ojp.usdoj.gov/content/glance/tables/viortrtab.cfm>.

³ Federal Bureau of Investigation, “Crime—National or State Level Data with One Variable,” *Uniform Reporting Statistics*, (U.S. Department of Justice), *retrieved through tool*, accessed September 5, 2012, <http://bjs.gov/ucrdata/Search/Crime/State/TrendsInOneVar.cfm>.

⁴ Jennifer L. Truman, *Criminal Victimization, 2010*, (Washington, DC: Bureau of Justice Statistics, U.S. Department of Justice, 2011), 11, accessed September 5, 2012, <http://bjs.ojp.usdoj.gov/content/pub/pdf/cv10.pdf>.

⁵ *Ibid.*, 1.

⁶ *Ibid.*

⁷ “Reported by victims” means reported to interviewers for the National Crime Victimization Survey (NCVS). Crimes reported to NCVS interviewers were not necessarily reported to law enforcement.

⁸ Bureau of Justice Statistics, “National Crime Victimization Survey, Violent Crime Trends, 1973-2008.”

⁹ Federal Bureau of Investigation, “Crime—National or State Level Data with One Variable.”

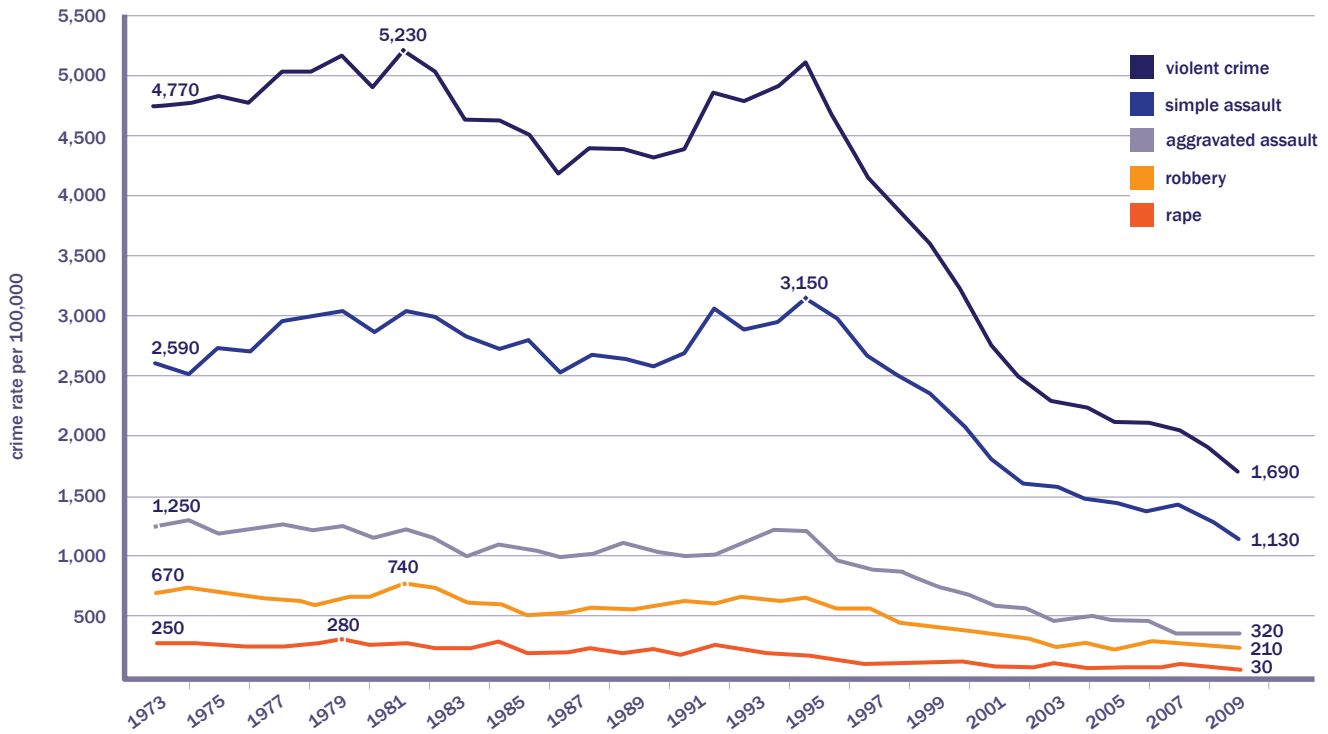
¹⁰ Bureau of Justice Statistics, “National Crime Victimization Survey, Violent Crime Trends, 1973-2008.”

¹¹ *Ibid.*

¹² Federal Bureau of Investigation, “Crime—National or State Level Data with One Variable.”

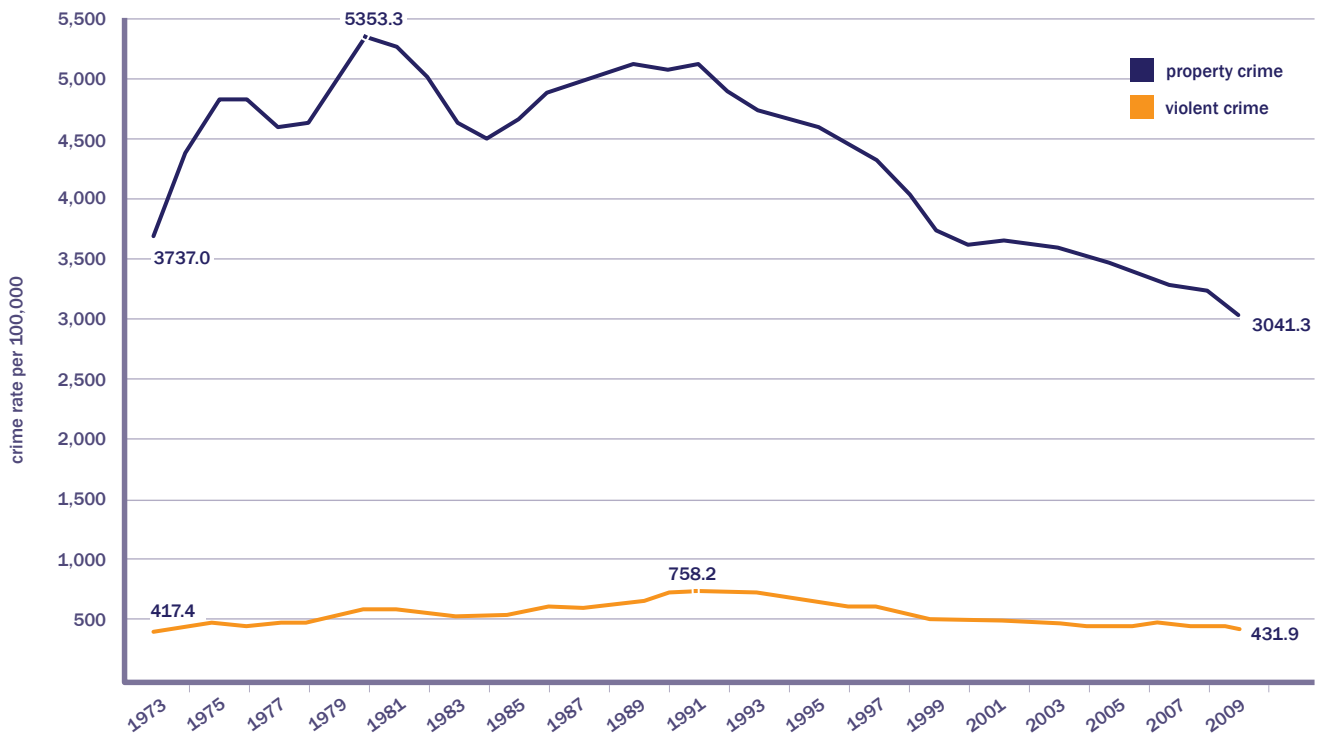
¹³ Bureau of Justice Statistics, “National Crime Victimization Survey, Violent Crime Trends, 1973-2008.”

Crime Rates Reported by Victims, 1973 - 2009*

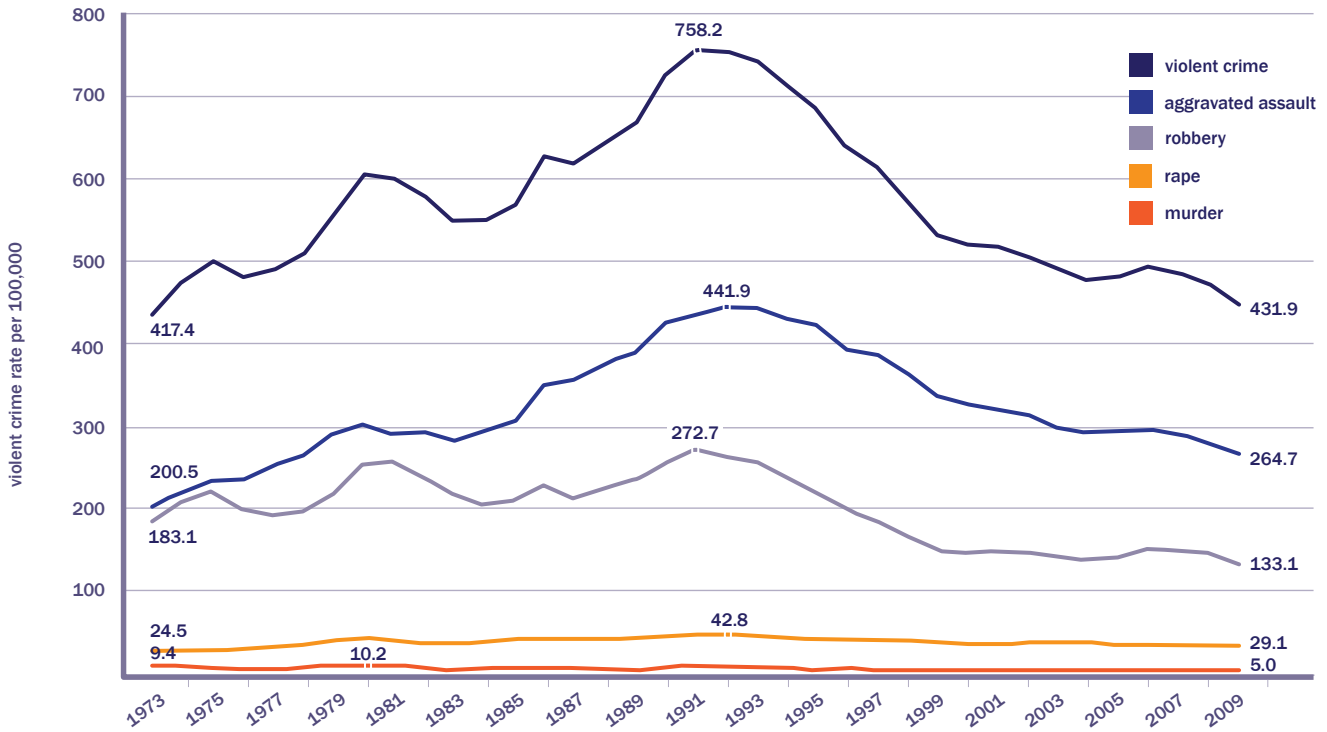


*2006 data omitted in source

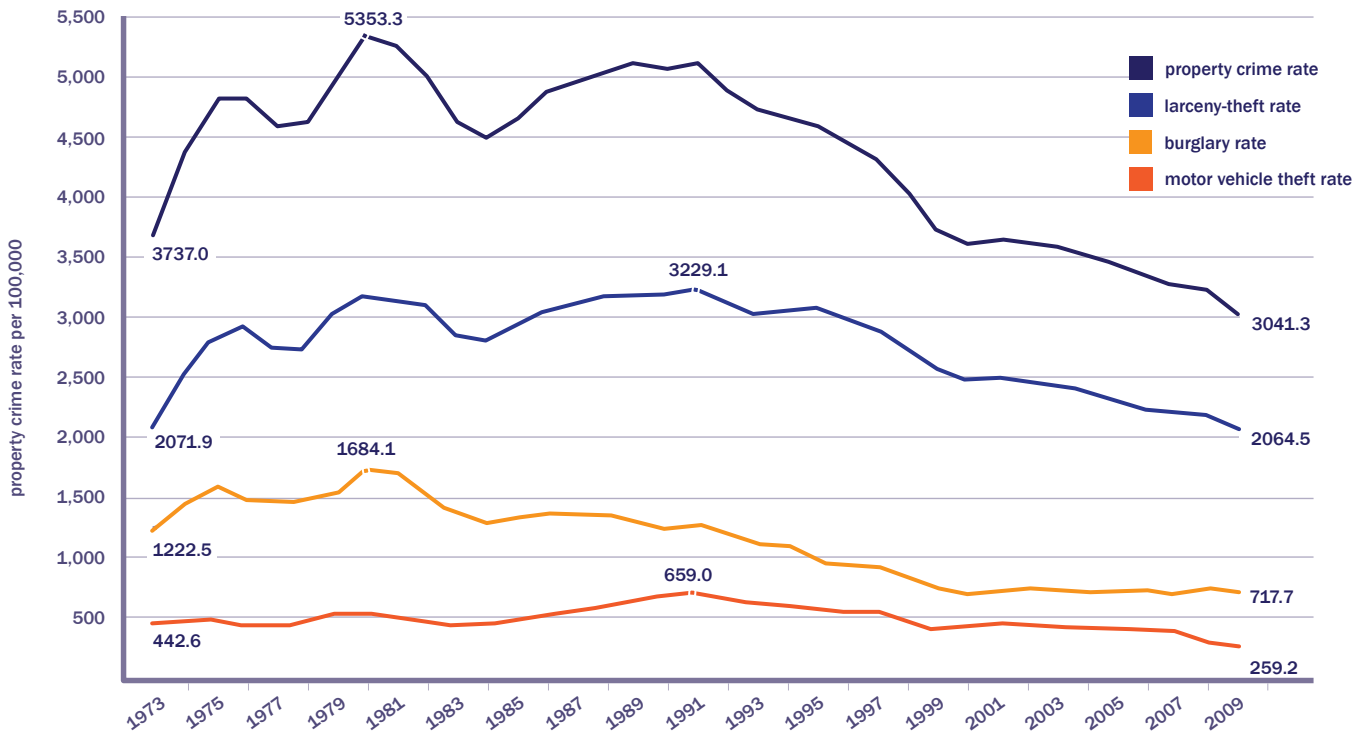
Crime Rates Reported to Law Enforcement, 1973 - 2009



Violent Crime Rates Reported to Law Enforcement, 1973 - 2009



Property Crime Rates Reported to Law Enforcement, 1973 - 2009



- By comparison, the rate of robbery reported to law enforcement in 1973 was 183.1 per 100,000 persons. It reached its peak in 1991 at 272.7 per 100,000 persons and fell to 133.1 in 2009.¹⁴
- The rate of larceny-theft reported to law enforcement was 2,071.9 per 100,000 persons in 1973. It reached its peak in 1991 at 3,229.1 per 100,000 persons and dropped to 2,064.5 per 100,000 persons in 2009.¹⁵
- The rate of burglary reported to law enforcement in 1973 was 1,222.5 per 100,000 persons. It reached its peak in 1980 at 1,684.1 per 100,000 persons and fell to 717.7 per 100,000 persons in 2009.¹⁶
- The rate of motor vehicle theft reported to law enforcement in 1973 was 442.6 per 100,000 persons. It reached its peak in 1991 at 659.0 per 100,000 persons and declined to 259.2 per 100,000 persons in 2009.¹⁷
- Personal theft decreased between 2001 and 2010 by 34 percent.¹⁸

Property Crime

- The rate of property crime reported to law enforcement was 3,737.0 per 100,000 persons in 1973. It reached its peak in 1980 at 5,353.3 per 100,000 persons and declined to 3,041.3 per 100,000 persons in 2009.¹⁹
- As reported by victims, between 1993 and 2002, the property crime victimization rate declined by 50 percent (from 31,890 per 100,000 households to 15,900). This rate further declined to 12,020 per 100,000 households in 2010.²⁰
- In 2010, as reported by victims, nearly 40 percent of property crimes were reported to the police. Over the past 10 years, this percentage has remained stable.²¹

Weapons

- As reported by victims, from 2001 to 2010, weapon violence declined from 26 percent to 22 percent, and stranger-perpetrated violence declined from 44 percent to 39 percent.²²

- Between 2001 and 2010, about 6 percent to 9 percent of all violent victimizations reported by victims were committed with firearms. Since 2004, this percentage has remained stable.²³

Murder

- The rate of murder reported to law enforcement in 1973 was 9.4 per 100,000 persons (19,640 homicides). It reached its peak in 1980 at 10.2 per 100,000 persons (23,040 homicides), and fell to 5.0 per 100,000 persons (15,399 homicides) in 2009.²⁴ ★



¹⁴ Federal Bureau of Investigation, "Crime—National or State Level Data with One Variable."

¹⁵ Ibid.

¹⁶ Ibid.

¹⁷ Ibid.

¹⁸ Truman, *Criminal Victimization, 2010*, 3.

¹⁹ Federal Bureau of Investigation, "Crime—National or State Level Data with One Variable."

²⁰ Truman, *Criminal Victimization, 2010*, 7.

²¹ Ibid., 1.

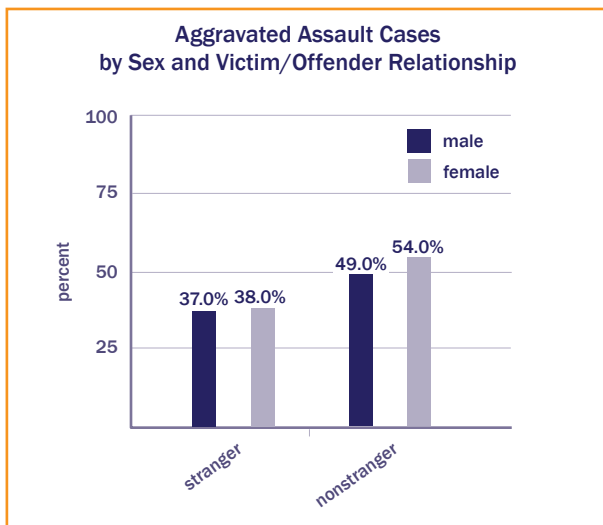
²² Ibid.

²³ Ibid.

²⁴ Federal Bureau of Investigation, "Crime—National or State Level Data with One Variable."

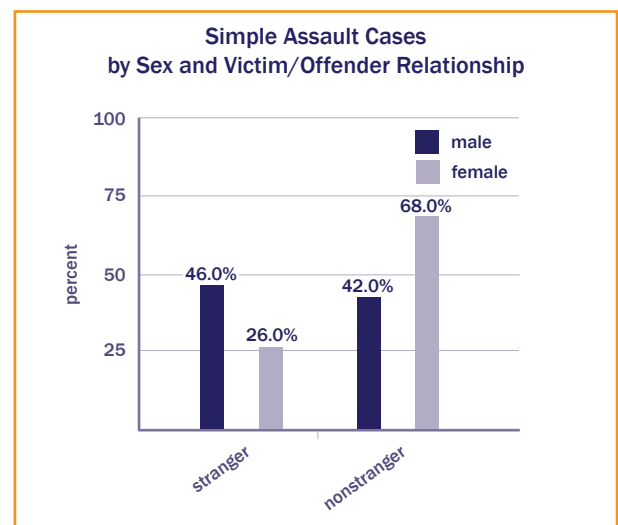
Although assaults have declined significantly in the past decade, millions of these crimes occur every year. The majority of assaults involve the use of hands, fists, and feet or clubs or blunt objects rather than firearms or knives. Victimization varies in important ways, both by sex and by ethnicity. Males experience more assaults by strangers, and females experience more assaults by intimate partners and other people known to them. American Indian or Alaska Natives, blacks, and Hispanics experience higher rates of assault than whites or Asian or Pacific Islanders.

- In 2010, 58 percent of all serious violent crimes were reported to the police.¹
- The percentage of aggravated assault victimizations reported to the police in 2010 was 60 percent, while the percent of reported simple assaults was 47 percent.²
- In cases where the victims indicated their relationship to the offender, males experienced aggravated assault by a nonstranger (including intimate partner, other relative, and friend/acquaintance) in 49 percent of cases and by a stranger in 37 percent. Females experienced aggravated assault by a nonstranger in 54 percent of cases and by a stranger in 38 percent of cases.³



- In 2010, the rate of aggravated assault incidences known to law enforcement in metropolitan counties was 197.5 per 100,000 inhabitants and the rate in non-metropolitan counties was 156.6 per 100,000.⁴

- In 2010, 318,340 total arrests were made on aggravated assault charges, a rate of 132.6 per 100,000 inhabitants. Other assault cases resulted in 1,008,509 arrests at a rate of 420.0 per 100,000 inhabitants.⁵
- In 2010, of the 678,433 aggravated assaults known to law enforcement, 56 percent were cleared by arrest. In cities with more than 250,000 citizens, 50 percent were cleared by arrest. The percentage was 63 percent in cities with a population under 10,000, and 61 percent in suburban areas.⁶
- From 2001 to 2010, the rate of aggravated assault reported by victims against persons age 12 years or older declined by 47 percent. The rate in 2010 had declined to 2.8 incidents per 1,000 persons; in 2001 it was 5.3 per 1,000 persons.⁷
- In reported cases, females are more likely than males to experience assault by an intimate partner. In aggravated assaults, male victims reported that the offender was an intimate partner in 7 percent of incidents, whereas females reported an intimate partner offender in 24 percent of cases.⁸
- In 2010, violent crime reported by victims declined by 13 percent. Simple assaults accounted for about 82 percent of the total decline.⁹
- For simple assault, in cases where the victims indicated their relationship to the offender, males were victimized by a nonstranger in 42 percent of cases and by a stranger in 46 percent of cases. Females experienced simple assault by a nonstranger in 68 percent of cases and by a stranger in 26 percent of cases.¹⁰



¹ Jennifer L. Truman, *Criminal Victimization, 2010*, (Washington, DC: Bureau of Justice Statistics, U.S. Department of Justice, 2011), 10, accessed October 11, 2012, <http://bjs.ojp.usdoj.gov/content/pub/pdf/cv10.pdf>.

² Ibid.

³ Ibid., 9.

⁴ Federal Bureau of Investigation, *Crime in the United States, 2010*, (Washington, DC: U.S. Department of Justice, 2011), Table 16, accessed August 30, 2012, <http://www.fbi.gov/about-us/cjis/ucr/crime-in-the-u.s/2010/crime-in-the-u.s.-2010/tables/10tbl16.xls>.

⁵ Ibid., Table 31, accessed October 11, 2012, <http://www.fbi.gov/about-us/cjis/ucr/crime-in-the-u.s/2010/crime-in-the-u.s.-2010/tables/10tbl31.xls>.

⁶ Ibid., Table 25, accessed October 11, 2012, <http://www.fbi.gov/about-us/cjis/ucr/crime-in-the-u.s/2010/crime-in-the-u.s.-2010/tables/10tbl25.xls>.

⁷ Truman, *Criminal Victimization, 2010*, 3.

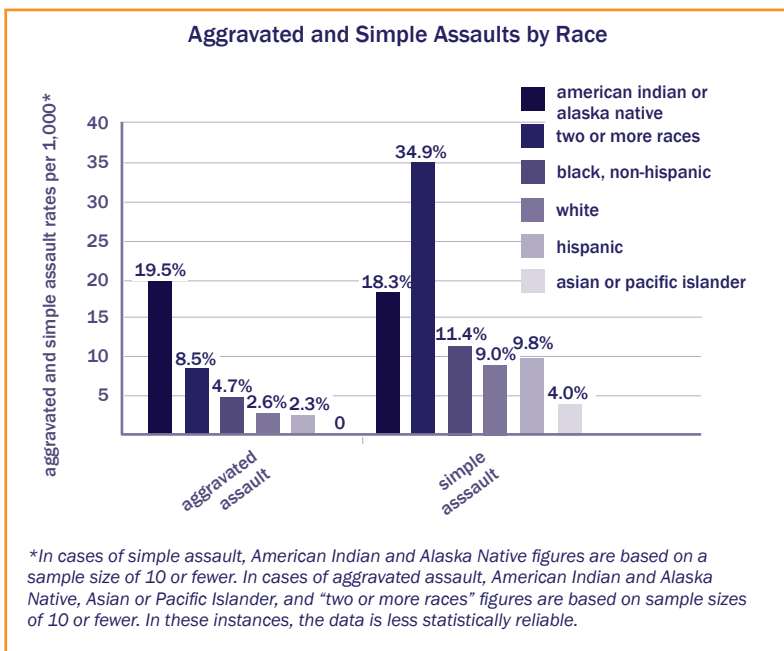
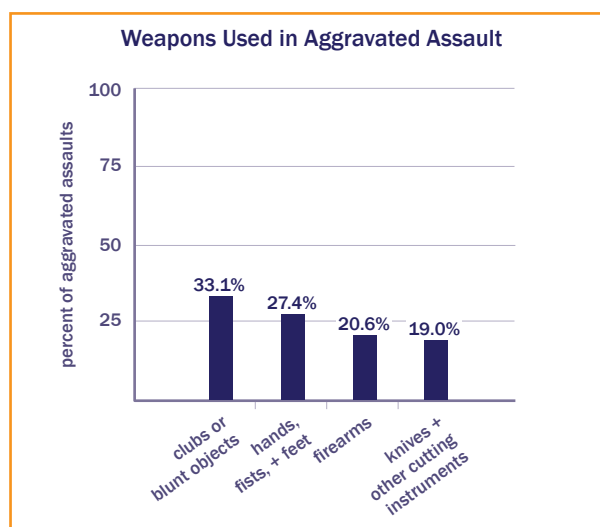
⁸ Ibid., 9.

⁹ Ibid., 1.

¹⁰ Ibid., 9.

- From 2001 to 2010, the rate of simple assault reported by victims against persons age 12 years or older declined by 40.4 percent. The rate of simple assault in 2010 was 9.5 incidents per 1,000 persons; in 2001 it was 15.9 per 1,000 persons.¹¹
- In simple assault cases reported by victims, 4 percent of males were victimized by an intimate partner, compared to 22 percent of females.¹²
- In 2010, victims experienced 3,148,250 simple and aggravated assaults. Seventy-three percent of these incidents involved no weapons used by an offender; 20 percent involved a weapon, including firearms (6 percent), knives (4 percent), and unknown if a weapon was used (7 percent).¹³
- In 2010, the rate of aggravated assault reported by victims against American Indian or Alaska Natives was 19.5 per 1,000 people. People of two or more races were victimized at a rate of 8.5, blacks (non-Hispanic) at a rate of 4.7, whites at a rate of 2.6, Hispanics at a rate of 2.3, and Asian or Pacific Islander at a rate less than one per 1,000 people.¹⁴
- In 2010, the rate of simple assault reported by victims against people of two or more races was 34.9 per 1,000, American Indian or Alaska Natives at a rate of 18.3, black (non-Hispanic) at a rate of 11.4; Hispanics at a rate of 9.8, whites at a rate of 9.0, and Asian or Pacific Islander at a rate of 4 per 1,000 people.¹⁵

- In 2009, the rate of law enforcement officers assaulted in the line of duty was 10.3 assaults per 100 officers.¹⁶ This number decreased slightly in 2010 to 10.0 per 100 officers.¹⁷
- Of all the officers who were assaulted in 2010, 33 percent were assaulted while responding to disturbance calls, 15 percent while attempting other arrests, and 13 percent while handling or transporting prisoners.¹⁸
- In 2010, the types of weapons used during aggravated assaults known to law enforcement included: firearms at 21 percent; personal weapons such as hands, fists, and feet at 27 percent; and knives or other cutting instruments at 19 percent. Other weapons, such as clubs or blunt objects, were used in 33 percent of aggravated assaults.¹⁹



- In 2010, 82 percent of law enforcement officers who were assaulted were attacked with personal weapons (e.g. hands, fists, or feet), and 3 percent were assaulted with firearms. Of law enforcement officers who were assaulted, 26 percent sustained injuries.²⁰
- The largest percentage of assaults on officers in 2010, 16 percent, occurred between 12:01 a.m. and 2 a.m. This percentage is consistent with those in the previous 12 years.²¹
- Of the officers who were assaulted in 2010, 62 percent were assigned to one-officer vehicle patrols and 19 percent were assigned to two-officer vehicle patrols.²² ★

11 Ibid., 3.
 12 Ibid. 9.
 13 Ibid., 8.
 14 Ibid., 11.
 15 Ibid.

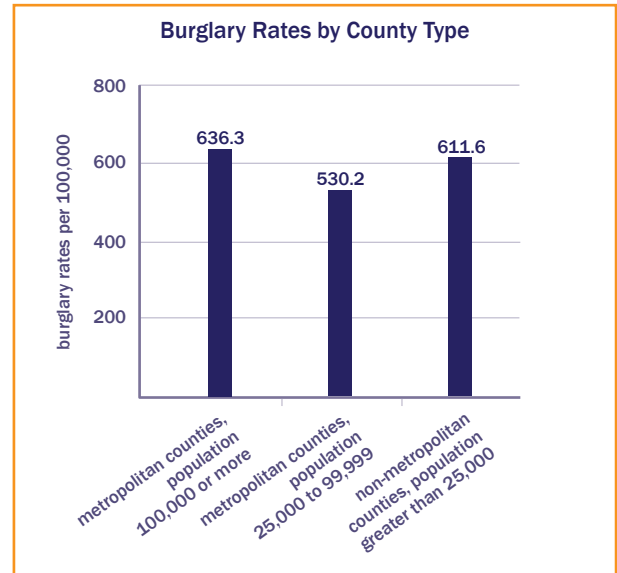
16 Federal Bureau of Investigation, *Law Enforcement Officers Killed and Assaulted, 2009*, (Washington, DC: U.S. Department of Justice, 2010), Table 65, accessed October 11, 2012, http://www2.fbi.gov/ucr/killed/2009/data/table_65.html.
 17 Federal Bureau of Investigation, *Law Enforcement Officers Killed and Assaulted, 2010*, (Washington, DC: U.S. Department of Justice, 2011), "Officers Assaulted," accessed October 11, 2012, <http://www.fbi.gov/about-us/cjis/ucr/leoka/leoka-2010/officers-assaulted>.
 18 Ibid.
 19 Federal Bureau of Investigation, *Crime in the United States, 2010*, (Washington, DC: U.S. Department of Justice, 2011), Aggravated Assault Table, accessed August 30, 2012, <http://www.fbi.gov/about-us/cjis/ucr/crime-in-the-u.s/2010/crime-in-the-u.s.-2010/tables/10aggvtbl.xls>.
 20 Federal Bureau of Investigation, *Law Enforcement Officers Killed and Assaulted, 2010*, "Officers Assaulted."
 21 Ibid.
 22 Ibid.

Burglary, Robbery, and Theft

While robbery, burglary, and theft all involve the loss of items of value, these crimes also differ. Robbery is both a violent crime and one that involves property. Robbery victims are immediately aware of the crime because they are present when it takes place. Burglary, however, is a theft from a dwelling or structure that may or may not be inhabited at the time of the crime (the crime escalates to robbery if someone is present in the structure when it is entered). A disproportionate number of burglaries, robberies, and thefts occur in metropolitan areas. Since 2006, the overall occurrence of these crimes has decreased by more than 9 percent. While the dollar value of these crimes is difficult to pinpoint, especially accounting for the intangible effects of victimization, total losses to victims from property crimes (which include burglary and larceny theft) amount to billions of dollars every year.¹

- In 2010, 2,159,878 burglaries occurred in the United States,² at a rate of 699.6 per 100,000 inhabitants.³
- In 2010, both the volume and rates of burglary per 100,000 people in the United States decreased by 2 percent from 2009.⁴
- Between 2001 and 2010, the rate of robberies in the United States decreased by 19.7 per 100,000 inhabitants.⁵ Larceny-theft crimes, the unlawful taking of property, decreased 19.4 percent.⁶ The rate of overall property victimization declined by 28 percent during this time.⁷
- Between 2009 and 2010, the rate of robberies decreased by 10.5 percent.⁸ The estimated number of motor vehicle thefts decreased 7.4 percent; larceny-theft and burglary decreased 2.4 percent and 2 percent, respectively.⁹
- As reported by victims, in 2010, 72 percent of robberies of male victims were committed by a stranger, and 53 percent of robberies of female victims were committed by a stranger.¹⁰
- As reported by victims in 2010, 41 percent of robberies involved no weapons. Firearms were used in 29 percent of robberies, and a knife was used in 10 percent of robberies.¹¹

- In 2010, burglaries occurred at a rate of 636.3 per 100,000 inhabitants in metropolitan counties of more than 100,000. The number of burglaries known was 249,534.¹² Metropolitan counties with populations between 25,000 and 99,999 recorded 116,578 known burglaries, or a rate of 530.2 per 100,000 inhabitants. In non-metropolitan counties with more than 25,000 inhabitants, burglaries occurred at a rate of 611.6 per 100,000; the number of known burglaries was 67,432.¹³



- In 2010, the number of known burglaries by forcible entry was 1,157,212.¹⁴ The number of burglaries by unlawful entry known to law enforcement was 634,943.¹⁵
- In 2010, 564,161 burglaries were committed at nonresidential (store, office, etc.) locations;¹⁶ 1,595,717 burglaries occurred in residences in the United States.¹⁷ Of the burglaries occurring at residences in 2010, 443,717 of those occurred at night and 821,897 occurred during the day.¹⁸
- The rate of robberies per 100,000 inhabitants in the metropolitan counties with over 100,000 inhabitants was 86.7, while the same rate for the most densely populated non-metropolitan counties (with 25,000 or more residents) was 19.7.¹⁹

1 Bureau of Justice Statistics, "Criminal Victimization in the United States, 2007," (Washington, DC: U.S. Department of Justice, report update 1), Table 82, <http://bjs.ojp.usdoj.gov/content/pub/pdf/cvus07.pdf> (accessed October 15, 2012). This report on crimes both reported and not reported to police stated the cost of property crime as more than \$16 billion.

2 Federal Bureau of Investigation, *Crime in the United States, 2010*, (Washington, DC: U.S. Department of Justice, 2011), Table 1, accessed September 4, 2012, <http://www.fbi.gov/about-us/cjis/ucr/crime-in-the-u.s/2010/crime-in-the-u.s.-2010/tables/10tbl01.xls>.

3 Ibid., Table 2, accessed September 4, 2012, <http://www.fbi.gov/about-us/cjis/ucr/crime-in-the-u.s/2010/crime-in-the-u.s.-2010/tables/10tbl02.xls>.

4 Ibid., Table 1A, accessed September 4, 2012, <http://www.fbi.gov/about-us/cjis/ucr/crime-in-the-u.s/2010/crime-in-the-u.s.-2010/tables/10tbl01a.xls>.

5 Ibid., Table 1A.

6 Ibid., "Larceny-theft," accessed September 4, 2012, <http://www.fbi.gov/about-us/cjis/ucr/crime-in-the-u.s/2010/crime-in-the-u.s.-2010/property-crime/larcenytheftmain>.

7 Jennifer L. Truman, *Criminal Victimization, 2010*, (Washington, DC: Bureau of Justice Statistics, U.S. Department of Justice, 2011), 3, accessed September 2, 2012, <http://bjs.ojp.usdoj.gov/content/pub/pdf/cv10.pdf>.

8 Federal Bureau of Investigation, *Crime in the United States, 2010*, Table 1A.

9 Ibid.

10 Truman, *Criminal Victimization, 2010*, 9.

11 Ibid., 8.

12 Ibid., Table 18, accessed September 4, 2012, <http://www.fbi.gov/about-us/cjis/ucr/crime-in-the-u.s/2010/crime-in-the-u.s.-2010/tables/10tbl18.xls>.

13 Ibid.

14 Ibid., Table 19, accessed September 4, 2012, <http://www.fbi.gov/about-us/cjis/ucr/crime-in-the-u.s/2010/crime-in-the-u.s.-2010/tables/10tbl19.xls>.

15 Ibid., Table 19, Table 19 Data Declaration, accessed September 4, 2012, <http://www.fbi.gov/about-us/cjis/ucr/crime-in-the-u.s/2010/crime-in-the-u.s.-2010/tables/10tbl19.xls>, <http://www.fbi.gov/about-us/cjis/ucr/crime-in-the-u.s/2010/crime-in-the-u.s.-2010/tables/10tbl19.xls/@@template-layout-view?override-view=data-declaration>.

16 Ibid., Table 7, accessed September 4, 2012, <http://www.fbi.gov/about-us/cjis/ucr/crime-in-the-u.s/2010/crime-in-the-u.s.-2010/tables/10tbl07.xls>.

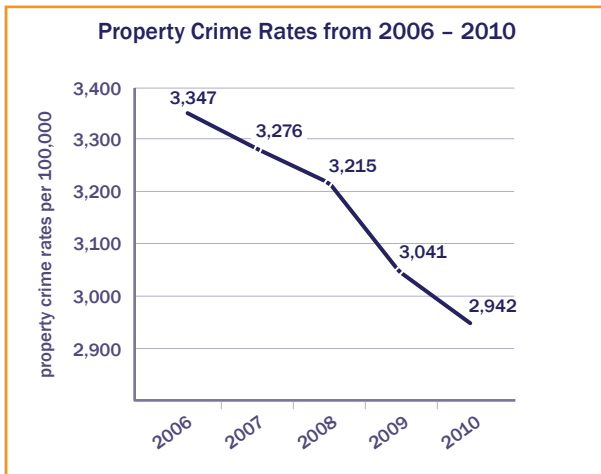
17 Ibid.

18 Ibid.

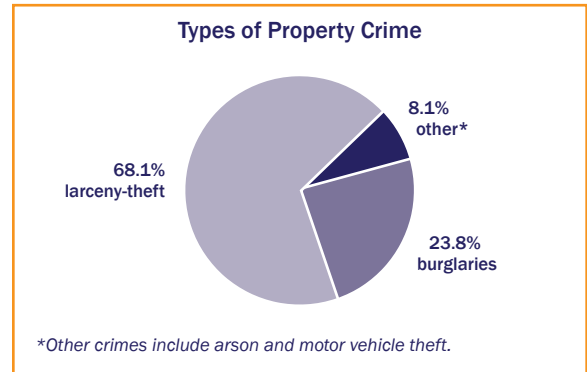
19 Ibid., Table 19.

Burglary, Robbery, and Theft

- 127,521 reported robbery cases involved a firearm, while 129,606 cases involved a strong-arm (the use or threatened use of hands, arms, feet, fists, or teeth as weapons to deprive the victim of property).²⁰
- The rate of robbery involving a firearm was the highest (28.3 per 100,000 inhabitants) in metropolitan counties.²¹ However, the rate of robberies involving a strong-arm was highest in suburban areas (26.7 per 100,000 inhabitants).
- In 2010, there were an estimated 6,185,867 larceny-thefts nationwide.²²
- In metropolitan counties in 2010, there were 616,885 cases of larceny-theft, which is a rate of 1,573 per 100,000 inhabitants.²³
- Property crime decreased 2.7 percent from 2009 to 2010. The 5-year trend (see chart below) showed a 9.3 percent decrease between 2006 and 2010.²⁴



- Of all property crimes in 2010, 68 percent were larceny-theft and 24 percent were burglaries.²⁵



- In 2010, victims reported a rate of property crime victimizations of 120.2 per 1,000 households.²⁶
- Motor vehicle theft accounted for 26 percent of all thefts in 2010. Shoplifting accounted for 17 percent.²⁷
- In 2010, victims reported 39 percent of property crimes to police. Law enforcement received reports on 39 percent of burglaries, 83 percent of motor vehicular thefts, and 32 percent of thefts.²⁸ ★

²⁰ Federal Bureau of Investigation, *Crime in the United States, 2010*, Table 19.

²¹ Ibid.

²² Ibid., "Larceny-theft."

²³ Ibid., Table 18.

²⁴ Ibid., "Property Crime," accessed September 4, 2012, <http://www.fbi.gov/about-us/cjis/ucr/crime-in-the-u.s/2010/crime-in-the-u.s.-2010/property-crime>.

²⁵ Ibid.

²⁶ Truman, *Criminal Victimization, 2010*, 7.

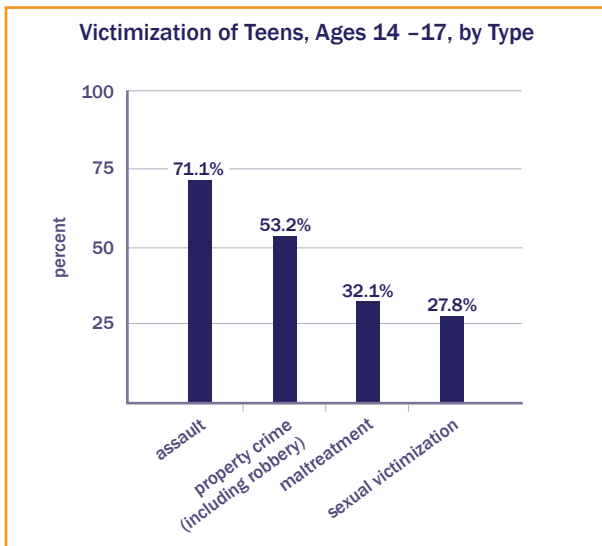
²⁷ Federal Bureau of Investigation, *Crime in the United States, 2010*, "Larceny-theft."

²⁸ Truman, *Criminal Victimization, 2010*, 10.

Children, Youth, and Teen Victimization

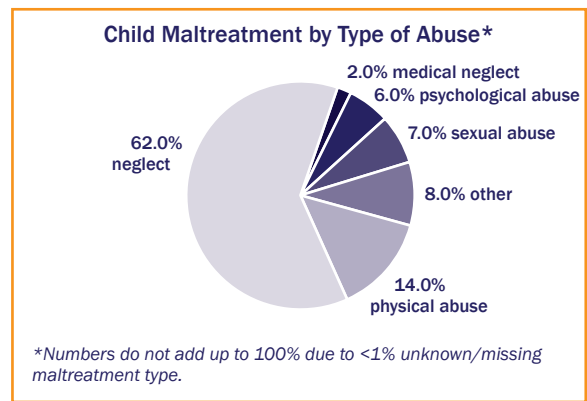
Children, youth, and teens experience high levels of victimization. Crimes against young people include abuse, neglect, and homicide, and a majority of children and adolescents have experienced some form of physical assault in their lifetimes. Teenagers, in particular, experience high levels of assault, maltreatment, and property victimization. Large percentages of children, youth, and teens are also regularly exposed to physical and emotional violence in their homes, schools, and neighborhoods. Schools are more aware than other authorities about child victimization, especially because more crimes are committed against children at school than outside of school.

- Of children ages 0 to 17 years, 61 percent experienced at least one direct or indirect victimization in the previous 12 months.¹
- Of the U.S. population of 14- to 17-year-olds, 71 percent had been assaulted, 53 percent had experienced a property victimization (including robbery) 32 percent had been maltreated, and 28 percent had been sexually victimized at some point in their lifetime.²



- In 2008, of children aged 0 to 17, 4.8 percent of males and 7.4 percent of females were sexually victimized, 4.3 percent of males and 4.4 percent of females were physically abused, and 1.7 percent of males and 1.3 percent of females had experienced neglect in the previous year.³
- At some point in their lifetime, 57 percent of children and adolescents (age 0 to 17) experienced some form of physical assault, 51 percent were victims of bullying (emotional or physical), and 10 percent were victims of assault with a weapon.⁴

- Just under one-half (45 percent) of all child victims of maltreatment were white, 22 percent were African American, and 21 percent were Hispanic.⁵
- In 2010, child protective services found approximately 754,000 children were victims of maltreatment (abuse and neglect). Children ages 0 to 3 years account for 34 percent of child maltreatment victims.⁶ Parents are the perpetrators of child maltreatment in 81 percent of the cases.⁷
- During 2010, 62 percent of child maltreatment victims experienced neglect, 14 percent were physically abused, 7 percent were sexually abused, 6 percent were psychologically maltreated, and 2 percent were medically neglected. In addition, 8 percent of child victims experienced other types of maltreatment.⁸



- In 2010, an estimated 1,560 children died as a result of maltreatment. Forty-eight percent of these children were under a year old. Seventy-nine percent of child fatalities were caused by the child's parents, and 29 percent of fatalities were caused by the mother alone.⁹
- In 2008, data showed that more crimes committed against students ages 12 to 18 occurred at school rather than away from school. This same population experienced 1.2 million nonfatal crimes at school.¹⁰
- Authorities often knew about nonphysical victimizations that occur in school, such as relational aggression (52 percent) and property theft (47 percent), or types of victimization that leave signs a

1 David Finkelhor et al., "Violence, Abuse, and Crime Exposure in a National Sample of Children and Youth," *Pediatrics* 124, no. 5 (2009): 1411, accessed September 5, 2012, <http://www.pediatricsdigest.mobi/content/124/5/1411.full.pdf>.

2 Ibid., 1413-1415.

3 Ibid., 1414.

4 Ibid., Table 1.

5 Office of Juvenile Justice and Delinquency Prevention, *OJJDP Statistical Briefing Book*, (Washington, DC: U.S. Department of Justice, 2012), "Characteristics of Child Maltreatment Victims, 2010," accessed September 5, 2012, <http://www.ojjdp.gov/ojstatbb/victims/qa02102.asp?qaDate=2010&text=>.

6 Ibid.

7 Ibid., "Percent of Perpetrators by Relationship to Victim, 2010," accessed September 5, 2012, <http://www.ojjdp.gov/ojstatbb/victims/qa02111.asp?qaDate=2010>.

8 Ibid., "Characteristics of Child Maltreatment Victims, 2010."

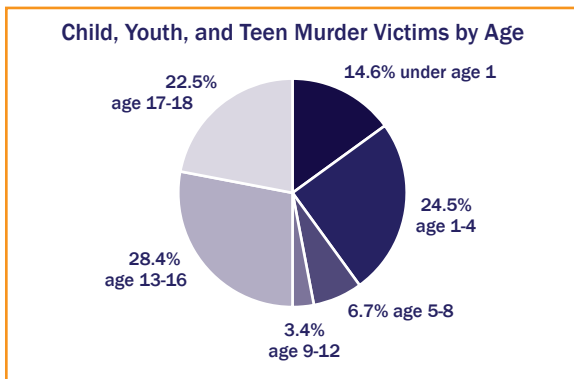
9 Ibid., "Characteristics of Fatality Victims of Child Maltreatment, 2010," accessed September 5, 2012, <http://www.ojjdp.gov/ojstatbb/victims/qa02109.asp?qaDate=2010>.

10 National Center for Education Statistics, Bureau of Justice Statistics, *Indicators of School Crime and Safety, 2010*, (Washington, DC: U.S. Department of Education, U.S. Department of Justice, 2011), 10, accessed September 5, 2012, <http://nces.ed.gov/pubs2011/2011002.pdf>.

Children, Youth, and Teen Victimization

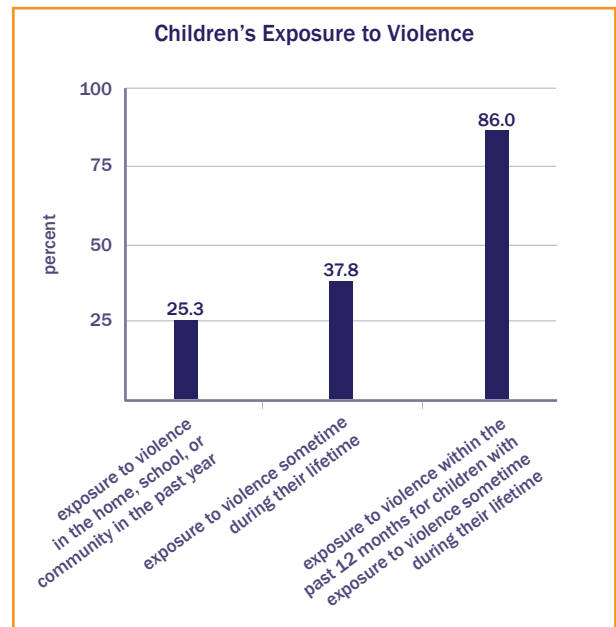
teacher in a classroom or a doctor in the course of a medical examination might detect, such as neglect (48 percent).¹¹

- School officials were aware of 42 percent of child victimizations cases, while police were aware of only 13 percent and medical personnel were aware of only 2 percent.¹²
- In 2009, 33 percent of high school students had been in a physical fight one or more times during the previous 12 months, and about 4 percent had been in a fight in which they were injured and had to be treated by a nurse or doctor.¹³
- In 2010, 10 percent (1,277) of children and youth under 18 years of age were victims of homicide. Of total homicides, 9 percent (890) were males under the age of 18, and 13 percent (386) were female under the age of 18 (the sex of one victim was unknown). Of homicide victims under the age of 18 with known race, 49 percent (622) were black and 48 percent (599) were white. (The race of 56 victims was either “other” or “unknown.”)¹⁴
- In 2010, of the 1,277 children under 18 years of age who were murdered, 15 percent (186) were infants under age one, 25 percent (313) were children 1 to 4 years of age, 7 percent (85) were children 5 to 8 years of age, 3 percent (43) were children 9 to 12 years of age, 28 percent (363) were youth 13 to 16 years of age, and 23 percent (287) were teens age 17 to 18.¹⁵



- More than 1 in 4 children witnessed an act of violence in their homes, schools, and communities within the previous year. Of children surveyed, 38 percent witnessed an act of violence sometime during their lifetime.¹⁶ Eighty-six percent of children

who had a lifetime exposure to violence also reported exposure to violence within the previous 12 months.¹⁷



- As of November 2009, 22 states and Puerto Rico had enacted legislation addressing the issue of children witnessing domestic violence. Thirteen states provide for enhanced penalties in domestic violence cases when a child is present. Three states require the perpetrator pay for any counseling needed by the child, two states mandate counseling for the offender, and one state requires—in cases where the noncustodial parent had committed domestic violence in the presence of a child—that child visitation be supervised for a period of one to two years.¹⁸
- In 2008, 1 in 10 children under the age of 18 had witnessed a family assault in the previous twelve months and 1 in 5 had witnessed a family assault at some point in their lifetime.¹⁹
- In the past year, 37 percent of children were exposed to an assault with no weapon or injury, 15 percent witnessed an assault with a weapon and/or an injury, 6 percent experienced sexual victimization, and 10 percent experienced child maltreatment.²⁰
- Over 80 percent of lesbian, gay, bisexual, transgender, queer or questioning (LGBTQ) high school students of color hear the word “gay” or “queer” in a negative connotation often or frequently while in school.²¹ ★

11 David Finkelhor et al., “Child and Youth Victimization Known to Police, School, and Medical Authorities,” *Juvenile Justice Bulletin* (Washington, DC: Office of Juvenile Justice and Delinquency Prevention, U.S. Department of Justice, 2012), 3, accessed August 30, 2012, <http://www.ojjdp.gov/pubs/235394.pdf>.

12 Ibid., 1.

13 Centers for Disease Control and Prevention, “Youth Risk Behavior Surveillance—United States, 2011,” *Surveillance Summaries* (Atlanta, GA: U.S. Department of Health and Human Services), 61, no. 4 (2012): 7-8, accessed October 16, 2012, <http://www.cdc.gov/mmwr/pdf/ss/ss6104.pdf>.

14 Federal Bureau of Investigation, *Crime in the United States, 2010*, (Washington, DC: U.S. Department of Justice, 2011), calculated from Expanded Homicide Data Table 2, accessed September 5, 2012, <http://www.fbi.gov/about-us/cjis/ucr/crime-in-the-u.s./2010/crime-in-the-u.s.-2010/tables/10shrtbl02.xls>.

15 Ibid.

16 David Finkelhor et al., “Children’s Exposure to Violence: A Comprehensive National Survey,” *Juvenile Justice Bulletin* (Washington, DC: Office of Juvenile Justice and Delinquency Prevention, U.S. Department of Justice, 2009), 6, accessed September 5, 2012, <http://www.ncjrs.gov/pdffiles1/ojjdp/227744.pdf>.

17 Finkelhor, “Violence, Abuse, and Crime Exposure,” 1413.

18 Child Welfare Information Gateway, *Child Witness to Domestic Violence: Summary of State Laws*, (Washington, DC: U.S. Department of Health and Human Services, 2009), 2-3, accessed September 5, 2012, http://www.childwelfare.gov/systemwide/laws_policies/statutes/witnessdvall.pdf.

19 Finkelhor, “Violence, Abuse, and Crime Exposure,” calculated from data on p. 1415.

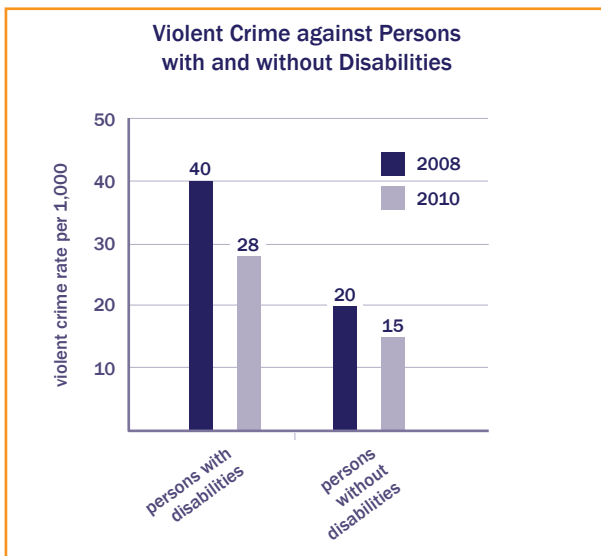
20 Finkelhor, “Children’s Exposure to Violence,” 4.

21 Elizabeth M. Diaz and Joseph G. Kosciw, *Shared Differences: the Experiences of Lesbian, Gay, Bisexual, and Transgender Students of Color in Our Nation’s Schools*, (New York, NY: Gay, Lesbian, and Straight Education Network, 2009), 11-12, accessed September 5, 2012, http://www.glsen.org/binary-data/GLSEN_ATTACHMENTS/file/000/001/1332-1.pdf.

Crimes against Persons with Disabilities

Persons with disabilities are victimized by crime at much higher rates than the rest of the population, and they are often targeted specifically because of their disabilities. Violent crimes against these victims, the majority of whom are over 50,¹ include rape/sexual assault, robbery, aggravated assault, and intimate partner violence. As compared to other population groups, victims with disabilities experience higher rates of victimization by persons known to them, and they report crime less frequently, often because of the nature of their disabilities, such as mental disabilities or physical or emotional illness. Responding to crime victims with disabilities poses unique challenges to the criminal justice system, which is often not equipped to meet their needs.

- In 2010, the age-adjusted violent victimization rate for persons with disabilities (28 violent victimizations per 1,000) was almost twice the rate among persons without disabilities (15 violent victimizations per 1,000).²
- From 2008 to 2010, the age-adjusted rate of violent crime against persons with disabilities decreased by 30 percent from 40 per 1,000 to 28 per 1,000. By comparison, the rate of violent crime against persons without disabilities decreased by 25 percent from 20 per 1,000 in 2008 to about 15 per 1,000 in 2010.³



- In 2010, for both males and females, the age-adjusted rate of violent crime was greater for those with disabilities than the rate for those without disabilities. The rate for males with disabilities was 26 per 1,000, compared to 16 per 1,000 for males without disabilities; for females with disabilities, the rate was 29 per 1,000, compared to 15 per 1,000 for females without disabilities.⁴
- In 2010, offenders were strangers to the victim in 33 percent of violent victimizations against persons with disabilities, compared to 41 percent of violent victimizations against persons without disabilities.⁵
- In 2010, intimate partner violence accounted for 13 percent of violence against persons with disabilities, similar to the percentage of violence against persons without disabilities, which is 14 percent.⁶
- The rate of aggravated assault reported against persons with disabilities in 2008 was 6.6 per 1,000. That number increased to 7.0 in 2009 and increased again in 2010 to 8.3.⁷
- In 2010, among the disability types measured, persons with cognitive disabilities had the highest rate of violent victimization (30 per 1,000).⁸
- Between 2008 and 2010, reported instances of rape/sexual assault against persons with a disability declined by 13 percent.⁹
- In 2008, 15 percent of child victims of abuse or neglect had a reported disability.¹⁰
- In 2010, about 41 percent of the violent victimizations against persons with disabilities were reported to police, compared to about 53 percent of victimizations against persons without disabilities.¹¹

¹ Erika Harrell, *Crime Against Persons with Disabilities, 2008-2010 - Statistical Tables*, (Washington, DC: Bureau of Justice Statistics, U.S. Department of Justice, 2011), 2, accessed October 17, 2012, <http://bjs.ojp.usdoj.gov/content/pub/pdf/capd10st.pdf>.

² Ibid., 3.

³ Ibid., calculated from data on p. 3.

⁴ Ibid.

⁵ Ibid., 4.

⁶ Ibid.

⁷ Ibid., 7.

⁸ Ibid., 4.

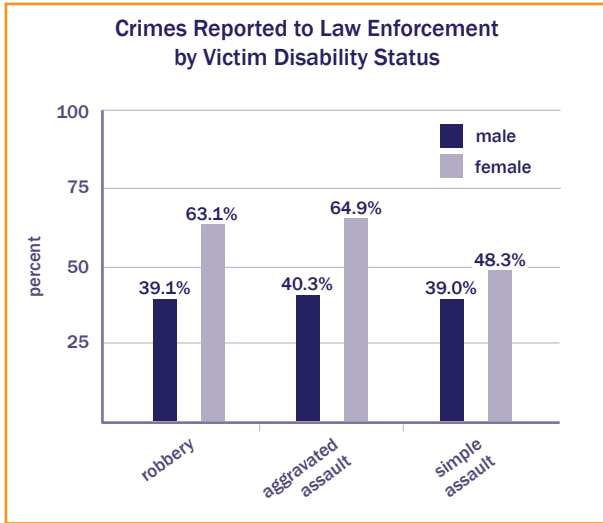
⁹ Ibid., calculated from data in Table 1, 1.

¹⁰ Administration on Children, Youth, and Families, *Child Maltreatment, 2008*, (Washington, DC: U.S. Department of Health and Human Services, 2010), 27, accessed October 16, 2012, <http://archive.acf.hhs.gov/programs/cb/pubs/cm08/cm08.pdf>.

¹¹ Harrell, *Crime Against Persons with Disabilities*, 5.

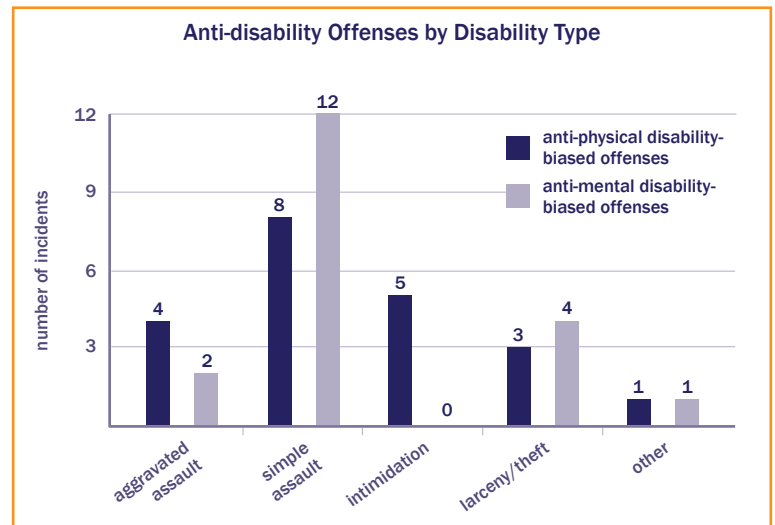
Crimes against Persons with Disabilities

- In 2010, persons with disabilities reported to the police 39 percent of robberies and 40 percent of aggravated assaults. Persons without disabilities reported much higher percentages of these crimes: 63 percent of robberies and 65 percent of aggravated assaults.¹²



- Among persons with disabilities, the percentage of violence in which the victim faced an armed offender increased from 20 percent in 2008 to 30 percent in 2010.¹³ The offender was armed with a firearm in about 14 percent of victimizations involving persons with disabilities, compared to 8 percent of victimizations against those without disabilities in 2010.¹⁴
- In 2007, about 19 percent of violent crime victims with a disability said they believed they had been victimized because of their disability.¹⁵
- In 2010, a total of 46 anti-disability hate crimes were reported. Twenty-two were motivated by bias against persons with physical disabilities and 24 by bias against those with mental disabilities.¹⁶
- More than one-half of violent crimes against people with a disability were against those with multiple disabilities.¹⁷

- In 2010, a total of 43 anti-disability-biased incidents were reported. Of the 43 incidents, 39 were committed against an individual, 1 against a business, 1 against society, and 2 against “other/unknown/multiple.”¹⁸
- Of the 22 reported offenses against those with physical disabilities in 2010, 4 were aggravated assault, 8 simple assault, 5 intimidation, 1 classified as “other” crime against person, 3 larceny/theft, and 1 crime against society. Of the 24 offenses against those with mental disabilities, 2 were aggravated assault, 12 simple assault, 3 robbery, 1 burglary, 4 larceny/theft, 1 destruction of property/vandalism, and 1 classified as “other” crime against property.¹⁹



- Between 2003 and 2009, 33 percent of hate crimes were targeted at people with disabilities, compared to 51 percent of hate crimes that were motivated by ethnic bias, 47 percent due to bias against the victim’s associations with persons having particular characteristics, and 46 percent based on bias against the victim’s perceived characteristics.²⁰ ★

¹² Ibid., 11.

¹³ Ibid., 5.

¹⁴ Ibid.

¹⁵ Michael R. Rand and Erika Harrell, *Crime Against People with Disabilities, 2007*, (Washington, DC: Bureau of Justice Statistics, U.S. Department of Justice, 2009), 4, accessed October 16, 2012, <http://bjs.ojp.usdoj.gov/content/pub/pdf/capd07.pdf>.

¹⁶ Federal Bureau of Investigation, *Hate Crime Statistics, 2010*, (Washington, DC: U.S. Department of Justice, 2011), Table 1, accessed October 25, 2012, <http://www.fbi.gov/about-us/cjis/ucr/hate-crime/2010/tables/table-1-incidents-offenses-victims-and-known-offenders-by-bias-motivation-2010.xls>.

¹⁷ Rand and Harrell, *Crime Against People with Disabilities, 2007*, 4.

¹⁸ Federal Bureau of Investigation, *Hate Crime Statistics, 2010*, Table 8, accessed October 25, 2012, <http://www.fbi.gov/about-us/cjis/ucr/hate-crime/2010/tables/table-8-incidents-victim-type-by-bias-motivation-2010.xls>.

¹⁹ Ibid., Table 4, accessed October 25, 2012, <http://www.fbi.gov/about-us/cjis/ucr/hate-crime/2010/tables/table-4-offenses-offense-type-by-bias-motivation-2010.xls>.

²⁰ Lynn Langton and Michael Planty, *Hate Crime, 2003-2009*, (Washington, DC: Bureau of Justice Statistics, U.S. Department of Justice, 2011), 6, accessed October 25, 2012, <http://bjs.ojp.usdoj.gov/content/pub/pdf/hc0309.pdf>.

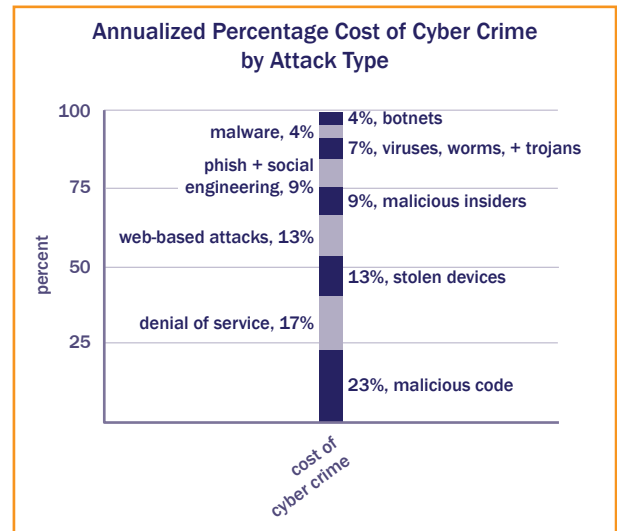
Economic and Financial Crime

Economic and financial crimes cost Americans billions of dollars every year. Property crimes such as burglary and theft—which disproportionately victimize lower-income people—constitute only a portion of financial crime. Various forms of fraud—including mortgage, health care, mass marketing, and securities and commodities fraud—also cause massive losses but are often difficult to investigate and prosecute. Successfully prosecuted cases, however, result in billions in criminal restitution, fines and civil settlements, as well as millions in seizures and civil restitution. Technology plays a key role in the commission of many financial crimes. Offenders use Internet-based tools such as spyware, malicious codes, viruses, worms, and malware to commit fraud, scams, identity theft, and other crimes.

- In the first half of 2010, spyware infections prompted 617,000 U.S. households to replace or repair their computers. One of every 11 households surveyed had a major problem due to spyware, with damage totaling \$1.2 billion.¹
- In 2010, the Internet Crime Complaint Center (IC3) received 303,809 complaints regarding possible online criminal activity, a 9.8 percent decrease from 2009. The IC3 averages 25,317 complaints a month. Of the total number of complaints, 121,710 (or 40 percent) were referred to federal, state, and local law enforcement.²
- IC3 prepared 1,420 cases (representing 42,808 complaints) in 2010. The number of cases prepared by law enforcement was 698 (representing 4,015 complaints). Law enforcement also asked for assistance from the FBI on 598 Internet crime matters. From the referrals prepared by the FBI analysts, 122 open investigations were reported, resulting in 31 arrests, 6 convictions, 17 grand jury subpoenas, and 55 search/seizure warrants.³
- In 2010, non-delivery of payment scams were the number-one Internet scam, accounting for 14.4 percent of all complaints, followed by FBI-related scams at 13.2 percent, and identity theft at 9.8 percent.⁴
- According to a 2011 report, the median annual cost of cybercrime for 50 large benchmarked organizations is \$5.9 million, with a range from \$1.5 million to \$36.5 million each year per company. The 50 companies studied experienced 72 successful attacks per week.⁵
- The same study indicated that in 2011 malicious code, denial of service, stolen or hijacked devices, Web-based attacks, and

malicious insiders accounted for 75 percent of all cyber crime costs per organization on an annual basis.⁶

- Twenty-three percent of cybercrime costs were due to malicious code attacks; 17 percent were due to denial of service attacks; 13 percent were due to stolen devices; 13 percent were due to Web-based attacks; 9 percent due to malicious insiders; 9 percent were due to phishing and social engineering; 7 percent were due to viruses, worms, and trojans; 4 percent were due to malware; and 4 percent were due to botnets.⁷



- In a 2008 report, for crimes both reported and not reported to the police, the total economic loss to victims was \$1.14 billion for violent crime and \$16.2 billion for property crime.⁸
- In 2010, an estimated \$456 million in losses was attributed to robberies reported to the police. The average dollar value of property stolen per robbery offense was \$1,239.⁹
- In 2010, the average dollar loss due to arson was \$17,612.¹⁰
- In 2010, households in the lowest income category (less than \$7,500 per year) had a higher overall property victimization rate (168.7 per 1,000 households), compared to households earning \$75,000 or more (119.3 per 1,000 households).¹¹
- In 2010, the average property loss per burglary was \$2,119. The total amount lost to burglaries was an estimated \$4.6 billion.¹²

1 Consumer Reports, "State of the Net, 2010," *Consumer Reports Magazine* (June 2010); accessed September 12, 2012, <http://www.consumerreports.org/cro/magazine-archive/2010/june/electronics-computers/social-insecurity/state-of-the-net-2010/index.htm>.

2 Internet Crime Complaint Center, *2010 Internet Crime Report*, (National White Collar Crime Center, 2011), 5-7, accessed September 11, 2012, http://www.ic3.gov/media/annualreport/2010_IC3Report.pdf.

3 Ibid.

4 Ibid., 9.

5 Ponemon Institute, *Second Annual Cost of Cyber Crime Study: Benchmark Study of US Companies*, (2011), 2, 9, accessed September 11, 2012, http://www.hpenterprisesecurity.com/collateral/report/2011_Cost_of_Cyber_Crime_Study_August.pdf.

6 Ibid.

7 Ibid.

8 Bureau of Justice Statistics, "Criminal Victimization in the United States, 2008 Statistical Tables," (Washington, DC: U.S. Department of Justice, 2010), Table 82, accessed September 12, 2012, <http://bjs.ojp.usdoj.gov/content/pub/pdf/cvus08.pdf>.

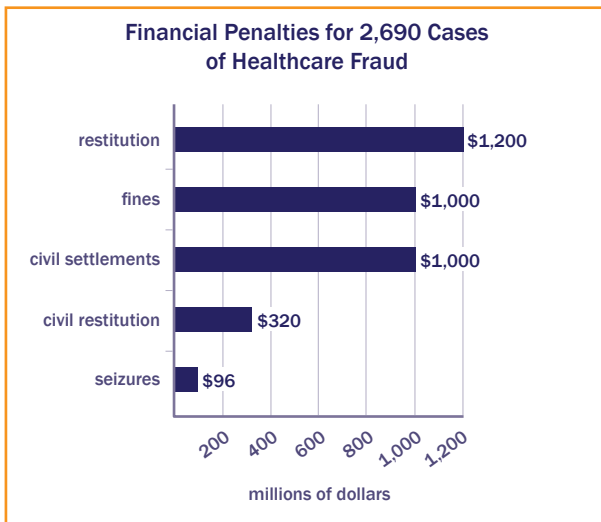
9 Federal Bureau of Investigation, *Crime in the United States, 2010*, (Washington, DC: U.S. Department of Justice, 2011), "Robbery," accessed September 12, 2012, <http://www.fbi.gov/about-us/cjis/ucr/crime-in-the-u.s/2010/crime-in-the-u.s.-2010/violent-crime/robberymain>.

10 Federal Bureau of Investigation, *Crime in the United States, 2010*, "Arson," accessed September 12, 2012, <http://www.fbi.gov/about-us/cjis/ucr/crime-in-the-u.s/2010/crime-in-the-u.s.-2010/property-crime/arsonmain>.

11 Jennifer L. Truman, *Criminal Victimization, 2010*, (Washington, DC: Bureau of Justice Statistics, U.S. Department of Justice, 2011), 12, accessed September 12, 2012, <http://bjs.ojp.usdoj.gov/content/pub/pdf/cv10.pdf>.

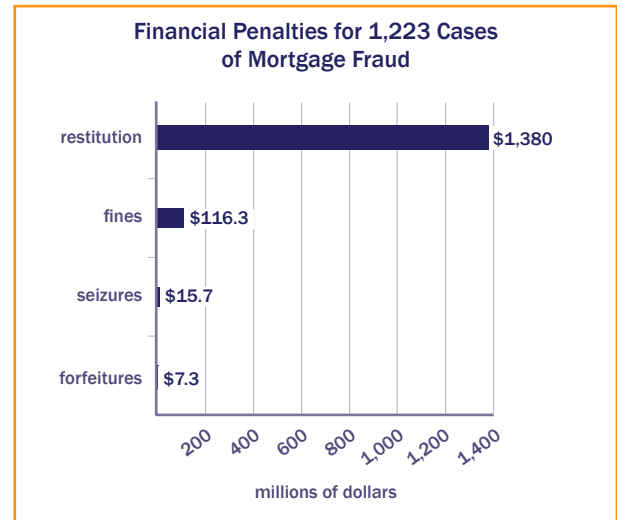
12 Federal Bureau of Investigation, *Crime in the United States, 2010*, "Burglary," accessed September 12, 2012, <http://www.fbi.gov/about-us/cjis/ucr/crime-in-the-u.s/2010/crime-in-the-u.s.-2010/property-crime/burglarymain>.

- Victim compensation programs distributed \$499.9 million in 2010.¹³
- In 2009, the total amount of money lost from all cases of Internet fraud referred to law enforcement for investigation was \$559.7 million. This was more than double the amount of \$264.6 million reported in 2008. The median dollar loss in 2009 was \$575 per referred case.¹⁴
- In 2011, consumers reporting fraud to the Federal Trade Commission lost a total of more than \$1.5 billion dollars.¹⁵
- In 2011, cases investigated by the FBI resulted in 242 indictments or informations filed; 241 convictions of corporate criminals; \$2.4 billion in restitution orders; and \$16.1 million in fines from corporate criminals.¹⁶
- In Fiscal Year 2011, the FBI investigated 2,690 cases of healthcare fraud, resulting in 1,676 informations/indictments and 736 convictions of healthcare fraud criminals. These cases also resulted in \$1.2 billion in restitution; \$1 billion in fines; over \$1 billion in civil settlements; \$320 million in civil restitution; and \$96 million in seizures.¹⁷



- The number of FBI pending mortgage fraud cases increased from 1,199 cases in Fiscal Year 2007 to 2,691 cases in Fiscal Year 2011. Fiscal Year 2010 had the most cases, with 3,129.¹⁸

- In Fiscal Year 2011, FBI investigations of mortgage fraud resulted in 1,223 informations and indictments; 1,082 convictions of mortgage fraud criminals; \$1.38 billion in restitutions; \$116.3 million in fines; seizures valued at \$15.7 million; and \$7.33 million in forfeitures.¹⁹
- During Fiscal Year 2011, the FBI pursued cases of financial institution fraud (including embezzlement and misapplication) that resulted in 521 informations and indictments; \$1.38 billion in restitutions; \$116.3 million in fines; and seizures valued at \$15.7 million.²⁰



- By the end of Fiscal Year 2011, the FBI was investigating 1,846 cases of securities and commodities fraud; recorded 520 informations or indictments; achieved 394 convictions; and received \$8.8 billion in restitution orders, \$36 million in recoveries, \$113 million in fines, and \$751 million in forfeitures.²¹
- In 2011, the FBI reported a total of 5,014 bank robberies. Of these, 4,495 were commercial banks, 105 savings and loan associations, 398 credit unions, and 16 mutual savings banks.²²
- In 2011, loot (defined to include cash, securities, and checks including Traveler's Checks) was taken in 89 percent of the total incidents of bank robbery (4,534 incidents out of 5,086). Of the incidents where loot was taken, law enforcement agencies reported full or partial recovery of loot in 21 percent of cases (973 incidents out of 4,534).²³
- In 2011, a total of \$38,343,501.96 was taken in incidents of bank robbery. Of this amount, law enforcement reported \$8,070,886.97 recovered loot.²⁴ ★

¹³ National Association of Crime Victim Compensation Boards, "2012 VOCA Cap May Remain Level as Budget Issues Grow," *Crime Victim Compensation Quarterly* (Alexandria, VA: 2011), accessed September 12, 2012, <http://www.nacvcb.org/NACVCB/files/ccLibraryFiles/File/000000000114/newsletter.2011-2final.pdf>.

¹⁴ Internet Crime Complaint Center, *2009 Internet Crime Report*, (National White Collar Crime Center, 2010), 2, accessed September 12, 2012, http://www.ic3.gov/media/annualreport/2009_IC3Report.pdf.

¹⁵ Federal Trade Commission, *Consumer Sentinel Network Data Book for January-December 2011*, (Washington, DC, 2012), 3, accessed October 5, 2012, <http://www.ftc.gov/sentinel/reports/sentinel-annual-reports/sentinel-cy2011.pdf>.

¹⁶ Federal Bureau of Investigation, *Financial Crimes Report to Public: Fiscal Years 2010-2011*, (Washington, DC: U.S. Department of Justice, 2012), 7, accessed October 12, 2012, <http://www.fbi.gov/stats-services/publications/financial-crimes-report-2010-2011/financial-crimes-report-2010-2011.pdf>.

¹⁷ Ibid., 18.

¹⁸ Ibid., 24.

¹⁹ Ibid., 26.

²⁰ Ibid., 31.

²¹ Ibid., 13.

²² Federal Bureau of Investigation, "Bank Crime Statistics (BCS)," (Washington, DC: U.S. Department of Justice, 2012), accessed October 5, 2012, <http://www.fbi.gov/stats-services/publications/bank-crime-statistics-2011/bank-crime-statistics-2011>.

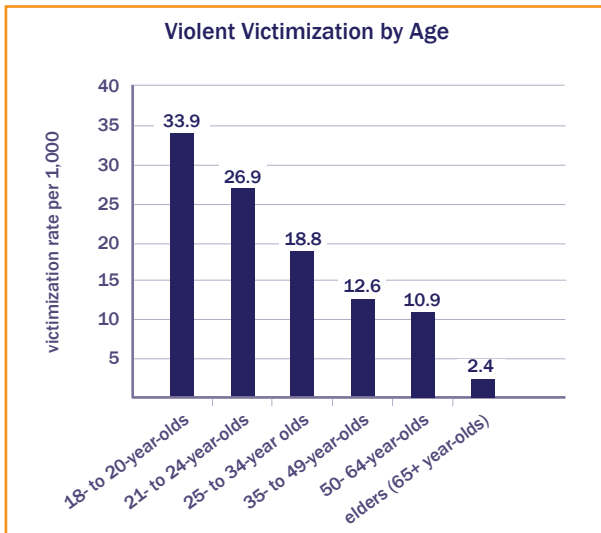
²³ Ibid.

²⁴ Ibid.

Elder Victimization

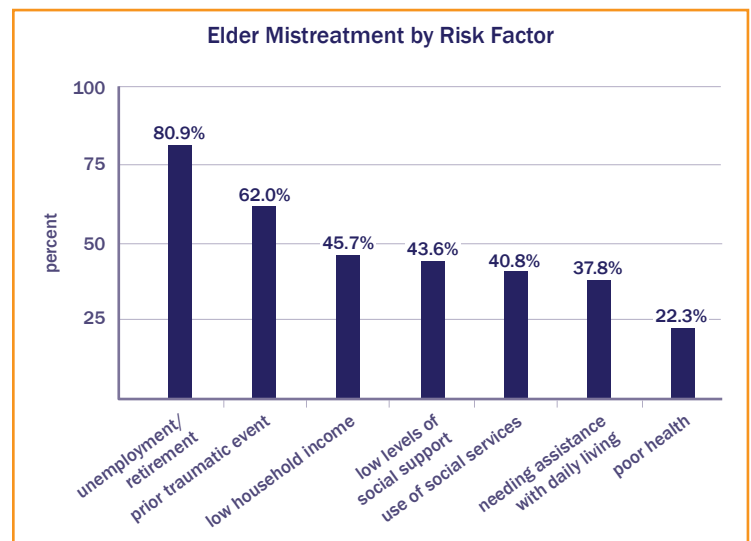
Elder victimization, like other crimes that are frequently perpetrated by acquaintances, family, friends, or other people known to the victim, often remains hidden. The extent and nature of elder victimization has only recently been recognized as a problem, and, as a result, there are few national-level studies of crimes against the elderly or official statistics. Victimization of older persons spans all types of crime, but financial exploitation has emerged as a particularly difficult problem. Elders are vulnerable to these types of crimes for many reasons, which range from their having more resources to exploit, to medical needs, to diminished capacity. While elders, overall, have the lowest victimization rates of any age category, the nature of elder victimization renders these crimes especially devastating and difficult for many victims.

- In 2010, people 65 years and older made up 15 percent of the U.S. population. This age group experienced the lowest rate of violent victimization at 2.4 such victimizations per 1,000, compared to 18-20 year olds, who experienced the most violent victimizations at 33.9 per 1,000.¹



- In one state,² between the years of 2005-2009, adults 65 or older were violently victimized at a rate of 204.5 per 100,000 residents per year. The rate of violent victimization of white adults 65 and older was 145.4 per 1,000; 744.9 per 1,000 black adults over 65 were violently victimized; 239.6 per 1,000 American Indian/Alaska Native adults over the age of 65 were victims of a violent crime; and 131.9 percent of Asian/Pacific Islander adults over the age of 65 were victims.³

- In adults ages 60 and older, 1.6 percent reported that they had experienced physical mistreatment in the past year and 5 percent were currently being financially exploited by family members.⁴ Less than 1 percent reported sexual mistreatment in the past year. Of those who were sexually abused, 16 percent reported to police and 53 percent said they were sexually mistreated by a family member.⁵
- In one state, between the years of 2005-2009, 50 percent of violent victimizations of the elderly involved serious violence, including murder, rape, sexual assault, robbery, aggravated assault, and kidnapping.⁶
- A 2010 Federal Trade Commission study discovered a trend in the increasing number of incidents of Internet crime reported by those individuals in the 50 to 59 and 60 and older categories.⁷
- Of those who reported both crimes and their age to the Federal Trade Commission in 2010, people 60 and older made 14 percent of fraud complaints and 14 percent of identity theft complaints.⁸
- Contextual factors associated with increased or decreased risk of elder mistreatment include the following: being unemployed or retired (81 percent); a prior traumatic event (62 percent); low household income (46 percent had less than \$35,000 per year combined for all members of the household); low levels of social support (44 percent); use of social services (41 percent); needing assistance with activities of daily living (38 percent); and poor health (22 percent).⁹



1 Jennifer L. Truman, *Criminal Victimization, 2010*, (Washington, DC: Bureau of Justice Statistics, U.S. Department of Justice, 2011), data extrapolated from Table 9, accessed September 4, 2012, <http://bjs.ojp.usdoj.gov/content/pub/pdf/cv10.pdf>.

2 This statistical overview cites a study of elder victimization in only one state because comprehensive national-level data on this topic were not available.

3 Erica Smith, *Violent Crime against the Elderly Reported by Law Enforcement in Michigan, 2005-2009*, (Washington, DC: Bureau of Justice Statistics, U.S. Department of Justice 2012), 2, accessed September 4, 2012, <http://bjs.ojp.usdoj.gov/content/pub/pdf/vcerlem0509.pdf>.

4 Ron Acierno et al., "The National Elder Mistreatment Study," (U.S. Department of Justice grant report, NCJ 226456, March 2009) 5, accessed September 4, 2012, <https://www.ncjrs.gov/pdffiles1/nij/grants/226456.pdf>.

5 Ibid., 46.

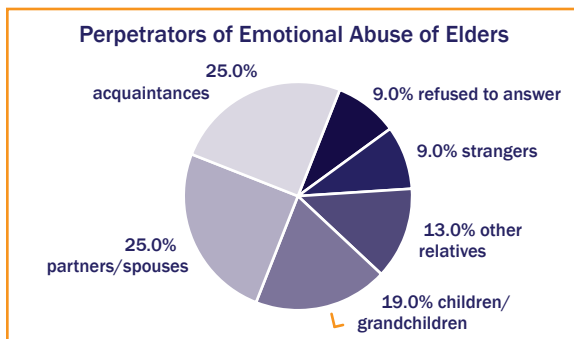
6 Smith, *Violent Crime against the Elderly*, 1.

7 Internet Crime Complaint Center, *2010 Internet Crime Report*, (National White Collar Crime Center, 2011), 6, accessed September 4, 2012, www.ic3.gov/media/annualreport/2010_IC3Report.pdf.

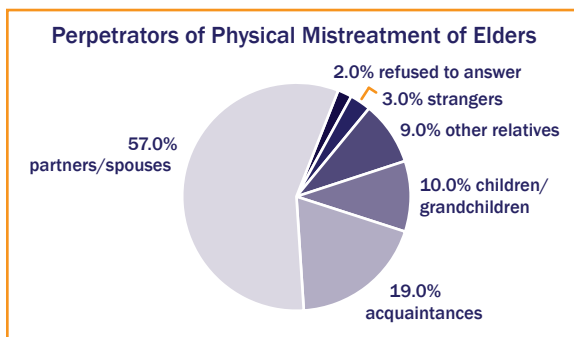
8 Federal Trade Commission, "Consumer Sentinel Network Data Book for January-December 2010," (2011), 10 and 13, accessed September 4, 2012, <http://www.ftc.gov/sentinel/reports/sentinel-annual-reports/sentinel-cy2010.pdf>.

9 Acierno, "The National Elder Mistreatment Study," 5.

- Adults between 60 and 70 are at 3 times the risk of being emotionally abused compared to adults over the age of 70.¹⁰
- About 5 percent (or 1 in 20) of adults 60 years of age and older reported emotional mistreatment in the past year. Of those, only 8 percent reported to law enforcement.¹¹
- Perpetrators of emotional abuse towards older adults were most likely family members, such as partners/spouses (25 percent), children/grandchildren (19 percent), and other relatives (13 percent). Twenty-five percent of perpetrators of emotional abuse were acquaintances, and 9 percent were strangers.¹²



- Seventy-six percent of perpetrators of physical mistreatment of older adults were family members. Of those perpetrators, 57 percent were partners or spouses, 10 percent were children/grandchildren, and 9 percent were other relative. Acquaintances accounted for 19 percent of physical mistreatment, and strangers made up 3 percent.¹³



- In one state, between the years of 2005-2009, 3 of 10 victims over the age of 65 who had reported violence were victimized by their own child or grandchild. Also, 38 percent of violent victimizations of female victims over the age of 65 involved the victim's child or grandchild, while 23 percent of male victims over the age of 65 involved the victim's child or grandchild.¹⁴

- In one state, the rate of elderly victimizations by male offenders was three times higher than the rate of elderly victimizations by female offenders.¹⁵
- In one state between 2005 and 2009, violent victimization by a stranger was two times greater for elderly men (65.5 per 100,000) than for elderly women (29.2 per 100,000).¹⁶
- In one state between 2005 and 2009, 85 percent of reported violence against adults 65 years old and older was intraracial.¹⁷
- In one study of adults reported to protective services for suspected physical elder abuse, 72 percent of older adults who had been abused within 30 days prior to examination had bruises; of those, 90 percent knew the cause of their bruises. In the same study, 56 percent of the abused older adults had at least one bruise 5 cm or larger compared to only 7 percent of subjects who were not abused.¹⁸
- In one state, about 4 out of 10 victims of a violent crime who were 65 or older were physically injured during the incident. Overall, 33 percent experienced a minor physical injury, 6.5 percent experienced a major physical injury such as death, rape, or sexual assault, and 60 percent were not physically injured.¹⁹
- In one survey, fewer than one percent of older adults reported sexual mistreatment in the past year. Approximately 16 percent of respondents had reported sexual mistreatment to the police. Family members accounted for about half of the reported sexual mistreatments, with partners and spouses making up 40 percent.²⁰
- In 2010, 585 people aged 65 or older were murdered, or 4.6 percent of all murder victims whose ages are known.²¹
- Of those 585 homicide victims age 65 or older, 270 (or 46 percent) were female, compared to 23 percent of homicide victims of all ages.²² ★

¹⁰ Ibid., 7.
¹¹ Ibid., 38.
¹² Ibid., 7.
¹³ Ibid., 9.
¹⁴ Smith, *Violent Crime against the Elderly*, 1.

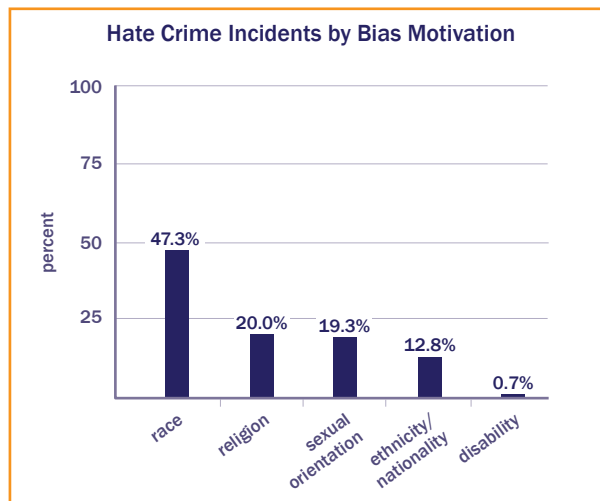
¹⁵ Ibid., 3.
¹⁶ Ibid., 1.
¹⁷ Ibid., 4.
¹⁸ Aileen Wigglesworth et al., "Bruising as a Marker of Physical Elder Abuse," *Journal of the American Geriatric Society* 57, no. 7 (2009): 1191-1194, accessed September 4, 2012, <http://www.pekdadvocacy.com/documents/eldercare/Bruising.pdf>.
¹⁹ Smith, *Violent Crime against the Elderly*, 7.
²⁰ Acierno, "The National Elder Mistreatment Study," 9.
²¹ Federal Bureau of Investigation, *Crime in the United States, 2010*, (Washington, DC: U.S. Department of Justice, 2011), Expanded Homicide Data Table 2, accessed September 4, 2012, <http://www.fbi.gov/about-us/cjis/ucr/crime-in-the-u.s./2010/crime-in-the-u.s.-2010/tables/10shrtbl02.xls>.
²² Ibid.

Hate and Bias Crime

Hate crimes are criminal offenses “against a person or property motivated in whole or in part by an offender’s bias against a race, religion, disability, ethnic origin, or sexual orientation.”¹ Hate crimes are not merely hate speech, which is generally protected by the Constitution, but rather are criminal acts which, in addition to being illegal, carry additional penalties because of the bias motivation. While hate crime legislation varies from state to state, hate crime statutes share in the recognition that bias-motivated crimes not only affect the victim because of a real or perceived membership in a class of people, but have an indirect victimization effect on the class of people targeted.

- From 2003 to 2009, the rate of violent hate crime victimizations in the United States per 1,000 persons age 12 or older decreased from 0.8 to 0.5.²
- From 2003 to 2009, hate crime victimizations accounted for less than 1 percent of the total victimizations captured by the NCVS.³
- Police were notified of fewer than half (45 percent) of all hate crime victimizations.⁴
- In 2010, 6,628 hate crime incidents, involving 7,699 offenses and 8,208 victims, were reported to the Federal Bureau of Investigation by local law enforcement agencies.⁵
- In 2010, the race of 4,432 offenders of bias-motivated crimes was known. The majority of these offenders were white (72 percent), and 20 percent were black.⁶
- In about 37 percent of violent hate crimes the offender knew the victim; in violent nonhate crimes, half of all victims knew the offender.⁷

- In 2010, racial bias motivated 47 percent of single-bias hate crime incidents; bias based on religious beliefs motivated 20 percent; bias based on sexual orientation motivated 19 percent; bias based on ethnicity or nationality motivated 13 percent; and bias based on disability motivated 0.7 percent.⁸



- In 2010, there were 3,978 incidences of hate crimes against persons (as opposed to property). Of these, 45 percent were intimidation, 37 percent were simple assault, and 17 percent were aggravated assault. Seven murders and four forcible rapes were reported as hate crimes.⁹
- In nearly 90 percent of hate crime victimizations occurring between 2003 and 2009, the victim suspected the offender was motivated by racial or ethnic prejudice.¹⁰
- Four in ten violent hate crimes against white victims between 2003 and 2009 involved a white offender and two in ten violent hate crimes against black victims involved a black offender. During this same timeframe, more than seven in ten violent crimes against white victims involving no apparent bias were perpetrated by white offenders and more than eight in ten violent crimes with no bias against black victims were perpetrated by black offenders.¹¹

1 Federal Bureau of Investigation, “Hate Crime—Overview,” (Washington, DC: U.S. Department of Justice, 2012), accessed October 24, 2012, http://www.fbi.gov/about-us/investigate/civilrights/hate_crimes/overview.

2 Lynn Langton and Michael Planty, *Hate Crime, 2003-2009*, (Washington, DC: Bureau of Justice Statistics, U.S. Department of Justice, 2011), 1, accessed October 25, 2012, <http://bjs.ojp.usdoj.gov/content/pub/pdf/hc0309.pdf>.

3 *Ibid.*, 3.

4 *Ibid.*, 6.

5 Federal Bureau of Investigation, *Hate Crime Statistics, 2010*, (Washington, DC: U.S. Department of Justice, 2011), Table 1, accessed October 25, 2012, <http://www.fbi.gov/about-us/cjis/ucr/hate-crime/2010/tables/table-1-incidents-offenses-victims-and-known-offenders-by-bias-motivation-2010.xls>.

6 *Ibid.*, calculated from data in Table 3, accessed October 25, 2012, <http://www.fbi.gov/about-us/cjis/ucr/hate-crime/2010/tables/table-3-offenses-known-offenders-race-by-offense-type-2010.xls>.

7 Langton and Planty, *Hate Crime, 2003-2009*, 8.

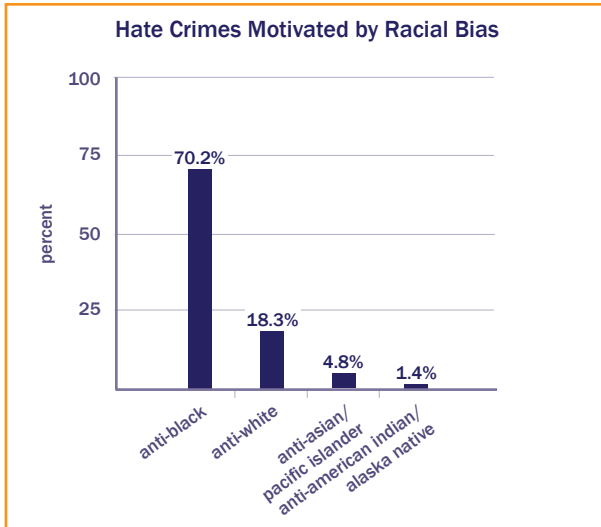
8 Federal Bureau of Investigation, *Hate Crime Statistics, 2010*, calculated from data in Table 1.

9 *Ibid.*, calculated from data in Table 2, accessed October 25, 2012, <http://www.fbi.gov/about-us/cjis/ucr/hate-crime/2010/tables/table-2-incidents-offenses-victims-and-known-offenders-by-offense-type-2010.xls>.

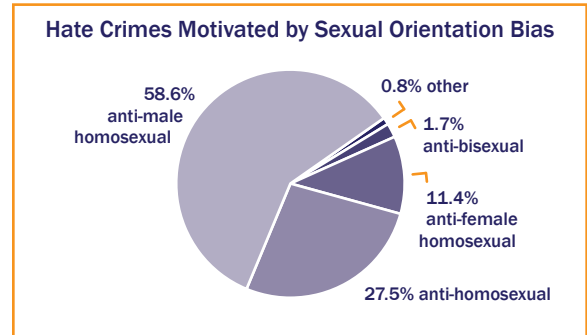
10 Langton and Planty, *Hate Crime, 2003-2009*, 4.

11 *Ibid.*, 9.

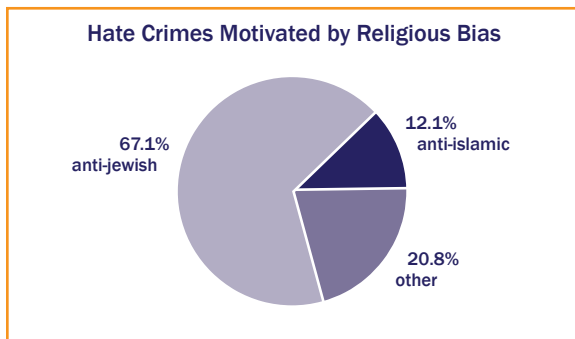
- Of the 3,135 single-bias incidents that were motivated by race, 70 percent were incidents of an anti-black bias; an anti-white bias motivated crimes against 18 percent; an anti-Asian/Pacific Islander bias motivated crimes against 5 percent; and 1 percent were incidents of an anti-American Indian/Alaska Native bias.¹²



- NCAVP documented 27 anti-LGBTQH murders in 2010, the second highest yearly total recorded in a decade, and a 23 percent increase from the 22 people murdered in 2009.¹⁷
- Of the 1,277 reported incidents of sexual-orientation bias in 2010, 58 percent were because of a bias against gay males.¹⁸



- Single-bias anti-Hispanic incidents accounted for 63 percent of 847 reported incidents of ethnicity-based bias in 2010.¹³
- Of the 1,322 incidents involving religious bias-related incidences, 67 percent were incidents of an anti-Jewish bias; anti-Islamic bias motivated crimes against 12 percent of incidents in 2010.¹⁴



- In 2010, 2,503 hate and bias incidents against lesbian, gay, bisexual, transgender, queer, or HIV-affected (LGBTQH)¹⁵ victims were reported to the National Coalition of Anti-Violence Programs (NCAVP)—a 15 percent increase over incidents reported in 2009.¹⁶

- In 2010, LGBTQH victims reported 89 sexual assaults, 74 sexual harassment incidents, and 199 assaults with a weapon.¹⁹ ★

¹² Federal Bureau of Investigation, *Hate Crime Statistics, 2010*, calculated from data in Table 1.

¹³ Ibid.

¹⁴ Ibid.

¹⁵ LGBTQH: Lesbian, Gay, Bisexual, Transgender, Queer, and HIV-affected communities.

¹⁶ National Coalition of Anti-Violence Programs, *Hate Violence Against Lesbian, Gay, Bisexual, Transgender, Queer and HIV-Affected Communities in the United States in 2010*, (New York: New York City Gay & Lesbian Anti-Violence Project, Inc., 2011), calculated from data on p. 7, accessed September 7, 2012, <http://avp.org/documents/NCAVPHateViolenceReport2011Finaldjjfinala.pdf>.

¹⁷ Ibid., 17.

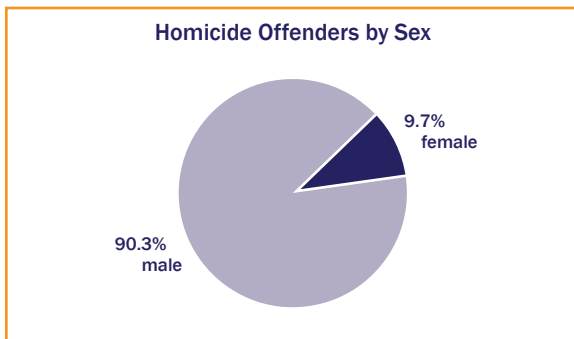
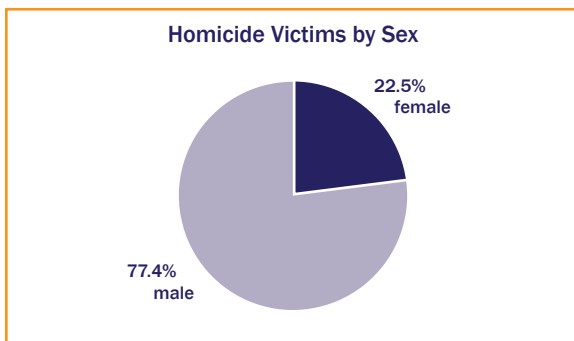
¹⁸ Federal Bureau of Investigation, *Hate Crime Statistics, 2010*, calculated from data in Table 1.

¹⁹ National Coalition of Anti-Violence Programs, *Hate Violence Against Lesbian, Gay, Bisexual, Transgender, Queer and HIV-Affected Communities*, 30.

Homicide

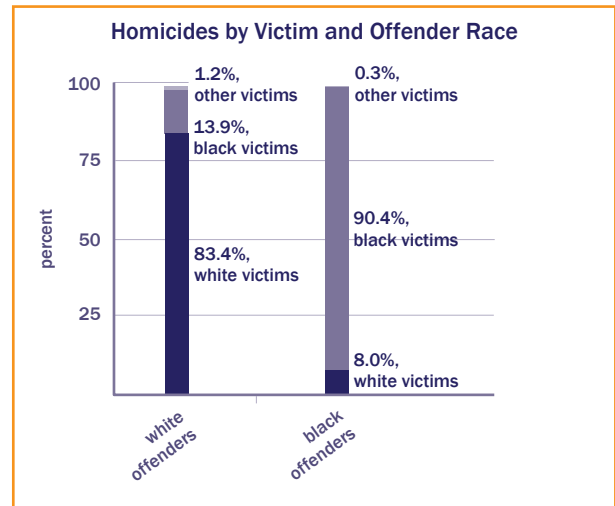
In 2010, the most recent year for homicide data, there were 14,748 homicides in the United States. This rate of 4.8 homicides per 100,000 people is a decrease from 2009, and down substantially from 1991 when the homicide rate was more than twice as high. Overall, homicide victims are primarily male, as are homicide offenders. Minorities are disproportionately affected by homicide; although only 13 percent¹ of the U.S. population is black, about one-half of homicide victims are black. Homicide also disproportionately affects younger people. By and large, homicide is perpetrated by someone known to the victim.

- In 2010, 77 percent of murder victims were male and 23 percent female.²
- The sex of the offender was known in 73 percent of homicides in 2010. Among those cases, 90 percent of offenders were male and 10 percent were female.³



- An estimated 14,748 persons were murdered nationwide in 2010—a 4 percent decline from 2009.⁴

- In 2010, 47 percent of homicide victims were white and 50 percent were black. For 4 percent of victims, race was classified as “other” or “unknown.”⁵
- In 2010, homicide was generally intra-racial in cases where the race of the victim and offender were known: white offenders murdered 83 percent of white victims, and black offenders murdered 90 percent of black victims.⁶



- In 2010, for homicides in which the age of the victim was known, 10 percent of homicide victims were under 18; 33 percent were between the ages of 20 and 29; 20 percent were between the ages of 30 and 39; 13 percent were between 40 and 49; 12 percent were between 50 and 64; and 5 percent were ages 65 and older.⁷
- For homicides in which the age of the victim was known, teenagers (ages 13 to 19) accounted for 12 percent of victims in 2010.⁸
- In 2010, in the majority of homicide cases in which the age of the offender was known, most offenders (92 percent) were 18 or older.⁹
- In 2010, for homicides in which the type of weapon was known, 68 percent were committed with firearms.¹⁰
- Knives or cutting instruments were used in 13 percent of murders, and personal weapons (e.g., hands, fists, feet, etc.) were used in approximately 6 percent of murders.¹¹

¹ U.S. Census Bureau, “State & County QuickFacts,” (U.S. Department of Commerce, 2012), accessed August 29, 2012, <http://quickfacts.census.gov/qfd/states/00000.html>.
² Federal Bureau of Investigation, *Crime in the United States, 2010*, (Washington, DC: U.S. Department of Justice, 2011), calculated from data in Expanded Homicide Data Table 1, accessed August 29, 2012, <http://www.fbi.gov/about-us/cjis/ucr/crime-in-the-u.s./2010/crime-in-the-u.s.-2010/tables/10shrtbl01.xls>.
³ Ibid., calculated from data in Expanded Homicide Data Table 3, accessed August 29, 2012, <http://www.fbi.gov/about-us/cjis/ucr/crime-in-the-u.s./2010/crime-in-the-u.s.-2010/tables/10shrtbl03.xls>.
⁴ Ibid., Table 1, accessed August 29, 2012, <http://www.fbi.gov/about-us/cjis/ucr/crime-in-the-u.s./2010/crime-in-the-u.s.-2010/tables/10tbl01.xls>.

⁵ Ibid., Expanded Homicide Data Table 2, accessed August 29, 2012, <http://www.fbi.gov/about-us/cjis/ucr/crime-in-the-u.s./2010/crime-in-the-u.s.-2010/tables/10shrtbl02.xls>.
⁶ Ibid., calculated from data in Expanded Homicide Data Table 6, accessed August 29, 2012, <http://www.fbi.gov/about-us/cjis/ucr/crime-in-the-u.s./2010/crime-in-the-u.s.-2010/tables/10shrtbl06.xls>.
⁷ Ibid., calculated from data in Expanded Homicide Data Table 2.
⁸ Ibid.
⁹ Ibid., calculated from data in Expanded Homicide Data Table 3.
¹⁰ Ibid., calculated from data in Expanded Homicide Data Table 11, accessed August 29, 2012, <http://www.fbi.gov/about-us/cjis/ucr/crime-in-the-u.s./2010/crime-in-the-u.s.-2010/tables/10shrtbl11.xls>.
¹¹ Ibid.

- In 2010, where the victim-offender relationship was known, 38 percent of homicide victims were killed by an acquaintance, 22 percent were killed by a stranger, 18 percent were killed by an intimate partner (husband, wife, boyfriend, or girlfriend), 15 percent were killed by a family member, and 5 percent were killed by a friend.¹²
- In 2010, homicides occurred in connection with another felony (such as rape, robbery, or arson) in at least 15 percent of incidents.¹³
- At least 6 percent of murder victims in 2010 were robbed in conjunction with being killed.¹⁴
- During 2008, an estimated 1,740 children died due to child abuse or neglect. More than three-quarters (80 percent) of these children were younger than 4 years of age.¹⁵
- Law enforcement cleared (by arrest or exceptional means) 65 percent of the murders that occurred nationwide in 2010.¹⁶
- In 2009, 48 law enforcement officers were feloniously killed in the line of duty; 47 were male and 1 was female.¹⁷
- Of the 48 officers feloniously killed in 2009, 15 of the slain officers were ambushed; 8 were involved in arrest situations; 8 were performing traffic stops; 6 were answering disturbance calls; 5 were involved in tactical situations (e.g., high-risk entry); 4 were investigating suspicious persons/circumstances; and 2 were handling, transporting, or maintaining custody of prisoners.¹⁸ ★



¹² Ibid., *calculated from data in* Expanded Homicide Data Table 10, accessed August 29, 2012, <http://www.fbi.gov/about-us/cjis/ucr/crime-in-the-u.s/2010/crime-in-the-u.s.-2010/tables/10shrtbl10.xls>.

¹³ Ibid.

¹⁴ Ibid.

¹⁵ Children's Bureau, *Child Maltreatment, 2008*, (Washington, DC: U.S. Department of Health and Human Services, 2010), 55, accessed August 29, 2012, <http://archive.acf.hhs.gov/programs/cb/pubs/cm08/cm08.pdf>.

¹⁶ Federal Bureau of Investigation, *Crime in the United States, 2010*, Table 25, accessed August 29, 2012, <http://www.fbi.gov/about-us/cjis/ucr/crime-in-the-u.s/2010/crime-in-the-u.s.-2010/tables/10tbl25.xls>.

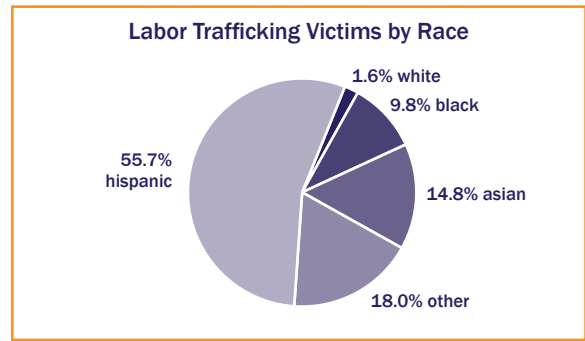
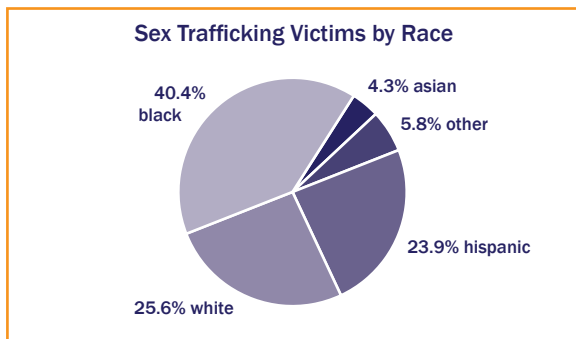
¹⁷ Federal Bureau of Investigation, *Law Enforcement Officers Killed and Assaulted, 2009*, (Washington, DC: U.S. Department of Justice, 2010), accessed August 29, 2012, http://www2.fbi.gov/ucr/killed/2009/summary_leoka.html.

¹⁸ Ibid.

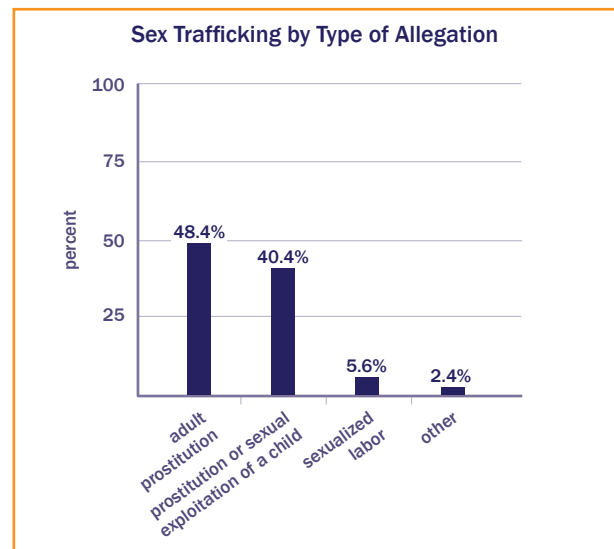
Human Trafficking

Collecting statistics on human trafficking—the illegal trading of human beings for commercial sexual exploitation or forced labor—is particularly difficult because of the hidden nature of trafficking activities. Although the majority of labor trafficking victims are undocumented or qualified aliens, the majority of sex trafficking victims in the U.S. are U.S. citizens. Recently, U.S. Department of Justice (DOJ)-led task forces have conducted hundreds of investigations of suspected traffickers, and the DOJ filed charges in a record number of cases, most of which involved sex trafficking. Victimization patterns vary by age, sex (most are female), and ethnicity. Although allegations generally involve one type of trafficking, investigations have identified a range of types of trafficking per incident.

- In 2011, the U.S. Department of Justice (DOJ) charged a total of 118 defendants in forced labor and adult sex trafficking cases, representing a 19 percent increase over the number of defendants charged in the previous year and the highest number ever charged in a single year. The same year DOJ prosecuted 125 total human trafficking cases (including sex trafficking of minors) and convicted 70.¹
- In 2011, the combined number of federal trafficking convictions—including cases involving forced labor, sex trafficking of adults, and sex trafficking of minors—totaled 151, compared to 141 in 2010.²
- Of confirmed labor trafficking victims, 62 percent were age 25 or older, compared to 13 percent of confirmed sex trafficking victims.³
- Of confirmed sex trafficking victims whose race was known, 26 percent were white and 40 percent were black. Of confirmed labor trafficking victims, 56 percent were Hispanic and 15 percent were Asian.⁴



- In 2011, 40 Department of Justice-led task forces reported over 900 investigations that involved more than 1,350 suspects in cases possibly involving human trafficking.⁵
- By September 2012, all states except Wyoming had enacted anti-trafficking legislation.⁶
- U.S. Immigration and Customs Enforcement reported investigating 722 cases possibly involving human trafficking.⁷
- Approximately 8 in 10 of the suspected incidents of human trafficking investigated by federally funded task forces were classified as sex trafficking, and about 1 in 10 incidents were classified as labor trafficking.⁸
- Between January 2008 and June 2010, 2,515 trafficking incidents were investigated by federally funded task forces. Of these incidents, 82 percent involved sex trafficking allegations, of which, nearly one-half (48 percent) involved allegations of adult prostitution and 40 percent prostitution or sexual exploitation of a child.⁹



¹ Office to Monitor and Combat Trafficking in Persons, *Trafficking in Persons Report 2012*, (Washington, DC: U.S. Department of State, 2012), 361, accessed October 15, 2012, <http://www.state.gov/documents/organization/192598.pdf>.

² Ibid.

³ Duren Banks and Tracey Kyselhahn, *Characteristics of Suspected Human Trafficking Incidents, 2008-2010*, 1, (Washington, DC: Bureau of Justice Statistics, U.S. Department of Justice, 2011), 1, accessed October 12, 2012, <http://www.bjs.gov/content/pub/pdf/cshti0810.pdf>.

⁴ Ibid., calculated from data on p. 1.

⁵ Office to Monitor and Combat Trafficking in Persons, *Trafficking in Persons Report 2012*, 361.

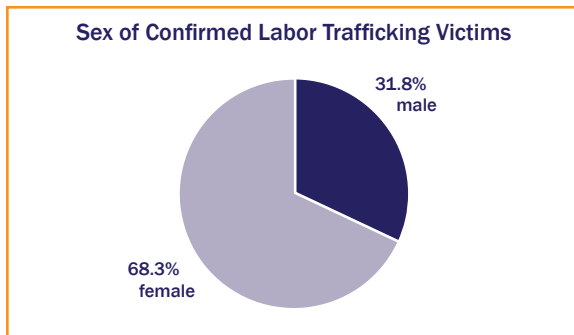
⁶ Ibid.

⁷ Ibid.

⁸ Banks and Kyselhahn, *Characteristics of Suspected Human Trafficking Incidents*, 1.

⁹ Ibid., 3.

- Most confirmed sex trafficking victims in cases investigated by federally funded task forces were female (94 percent). Of the 63 confirmed labor trafficking victims, 32 percent were male and 68 percent were female.¹⁰



- Four-fifths (83 percent) of victims in confirmed sex trafficking incidents were identified as U.S. citizens, while 67 percent of labor trafficking victims were classified as undocumented aliens and 28 percent as qualified aliens.¹¹
- Among trafficking incidents opened for at least one year by federally funded task forces, 30 percent were confirmed to be human trafficking, 38 percent confirmed not to be human trafficking, and the remaining incidents were still open at the end of the study period.¹²
- The confirmed human trafficking cases open for at least a year by federally funded task forces led to 144 known arrests.¹³
- Task forces may have entered multiple types of human trafficking per incident. Among the incidents described in this report, up to six different types of trafficking were identified per incident, although most (77 percent) incidents involved allegations of one type of human trafficking.¹⁴
- Nine percent of incidents involved allegations of an unknown human trafficking type or allegations such as purchasing of mail-order brides, child selling, and unspecified Internet solicitations that could not be defined as either labor or sex trafficking.¹⁵
- Eighty-seven victims identified in confirmed human trafficking incidents by federally funded task forces open for at least a year were described as undocumented or qualified aliens. Of these foreign victims, 21 received T-visas, while 46 visa applications were still pending or had unknown status.¹⁶ ★

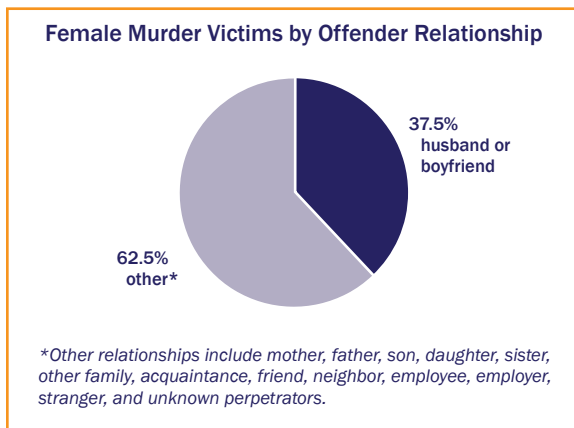


¹⁰ Ibid., 6.
¹¹ Ibid., 1.
¹² Ibid.
¹³ Ibid.
¹⁴ Ibid., 3.
¹⁵ Ibid.
¹⁶ Ibid., 9.

Intimate Partner Violence

Domestic violence statutes vary from state to state, but the crime is generally understood as abuse within the context of an intimate relationship, regardless of marital status. Intimate partner violence is gendered; these crimes are most often committed by men against women. Victims of intimate partner violence in other contexts, such as male victims and victims in same-sex relationships, may require specialized services. Like many other crimes, domestic violence has decreased over the last few decades. Nevertheless, the seriousness of the crime, the effects on victims and their families, and the difficulties in the criminal justice system response require continued resources.

- In 2010, violent crimes by intimate partners (both male and female) totaled 509,230 and accounted for 13 percent of violent crimes.¹
- Of female murder victims in 2010, 38 percent were killed by a husband or boyfriend.²



- In 2009, 14 percent of state and 16 percent of local firearms application rejections were due to a domestic violence misdemeanor conviction or restraining order.³
- In 2009, 25 percent of all adult victims compensated by victim compensation programs were domestic violence victims. These claims represented 40 percent of all assault claims.⁴

- The rate of intimate partner violence for females decreased from 4.2 victimizations per 1,000 in 2009 to 3.1 per 1,000 in 2010. There was no substantial difference in the rates of intimate partner violence for males during the same time period, which were 1.0 per 1,000 in 2009 and 0.8 per 1,000 in 2010.⁵



- In 2008, lesbian, gay, bisexual, transgender, or queer people (LGBTQ) reported 3,419 incidents of domestic violence to local anti-violence programs. Nine of these incidents resulted in murder.⁶
- In 2008, 51 percent of LGBTQ domestic violence victims were women, 42 percent men, and 5 percent transgender.⁷
- In cases where the age of the victim was recorded, 64 percent of LGBTQ domestic violence victims were over the age of 30, while 36 percent were under 30.⁸
- At some point during their lifetime, 36 percent of women—or approximately 42.4 million—were victims of rape, physical violence, and/or stalking by an intimate partner.⁹
- In one year, 4 percent of women were slapped, pushed, or shoved by an intimate partner; 30 percent were slapped, pushed, or shoved by an intimate partner at some point during their lifetime.¹⁰
- During a one-year period, 14 percent of women and 18 percent of men reported having experienced psychological aggression by an intimate partner at some point in the last year.¹¹

¹ Jennifer L. Truman, *Criminal Victimization, 2010*, (Washington, DC: Bureau of Justice Statistics, U.S. Department of Justice, 2011), Table 5, accessed September 10, 2012, <http://bjs.ojp.usdoj.gov/content/pub/pdf/cv10.pdf>.

² Federal Bureau of Investigation, *Crime in the United States, 2010*, (Washington, DC: U.S. Department of Justice, 2011), calculated from data in Expanded Homicide Data Tables 2 and 10, accessed September 10, 2012, <http://www.fbi.gov/about-us/cjis/ucr/crime-in-the-u.s./2010/crime-in-the-u.s.-2010/tables/10shrtbl10.xls>, <http://www.fbi.gov/about-us/cjis/ucr/crime-in-the-u.s./2010/crime-in-the-u.s.-2010/tables/10shrtbl02.xls>.

³ Bowling et al., *Background Checks for Firearm Transfers, 2009—Statistical Tables*, (Washington, DC: Bureau of Justice Statistics, U.S. Department of Justice, 2010), Table 4, accessed October 5, 2012, <http://bjs.ojp.usdoj.gov/content/pub/html/bcft/2009/bcft09st.pdf>.

⁴ National Association of Crime Victim Compensation Boards, "Facts about Crime Victim Compensation," (Alexandria, VA: 2011), accessed October 5, 2012, <http://www.nacvcb.org/NACVCB/files/ccLibraryFiles/File/000000000097/Facts%20about%20crime%20victim%20compensation2011.doc>.

⁵ Truman, *Criminal Victimization, 2010*, Table 6.

⁶ National Coalition of Anti-Violence Programs, *Lesbian, Gay, Bisexual, Transgender, and Queer Domestic Violence in the United States in 2008*, (New York, 2009), 2, accessed September 10, 2012, <http://www.avp.org/documents/2008NCAVPLGBTQDVReportFINAL.pdf>.

⁷ *Ibid.*, 20.

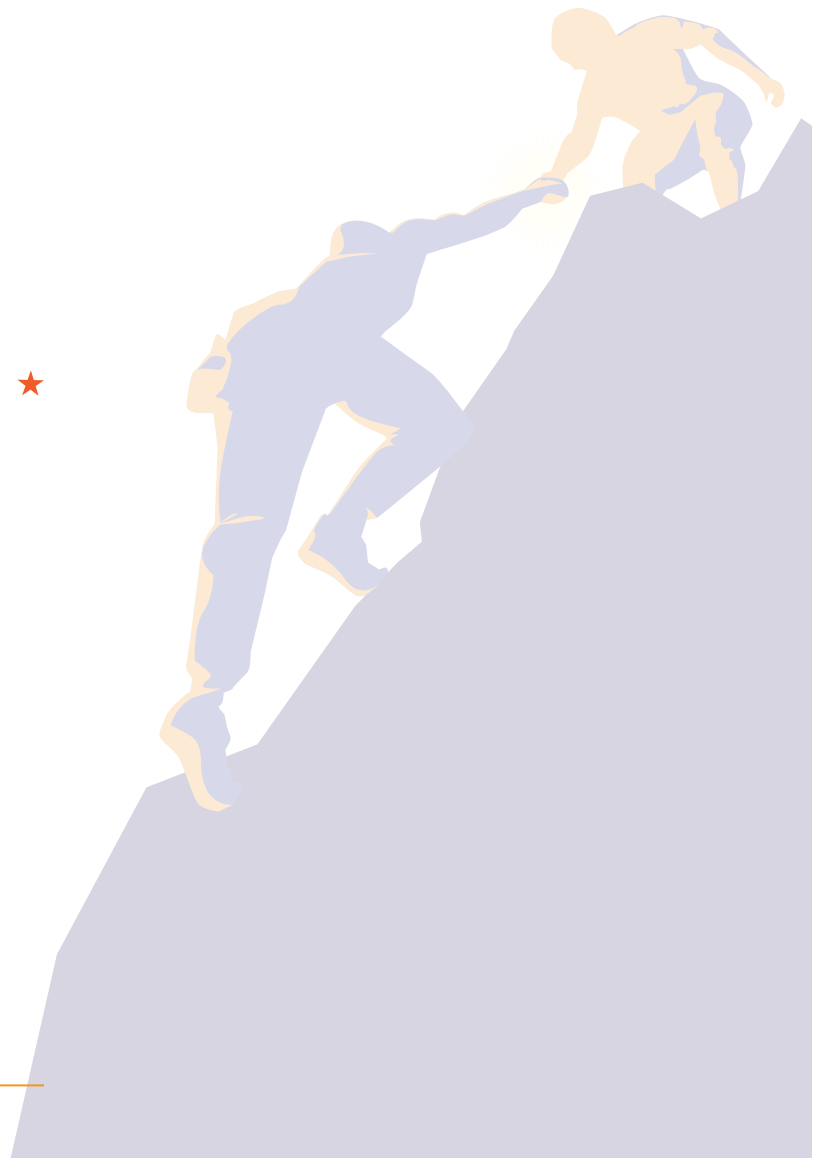
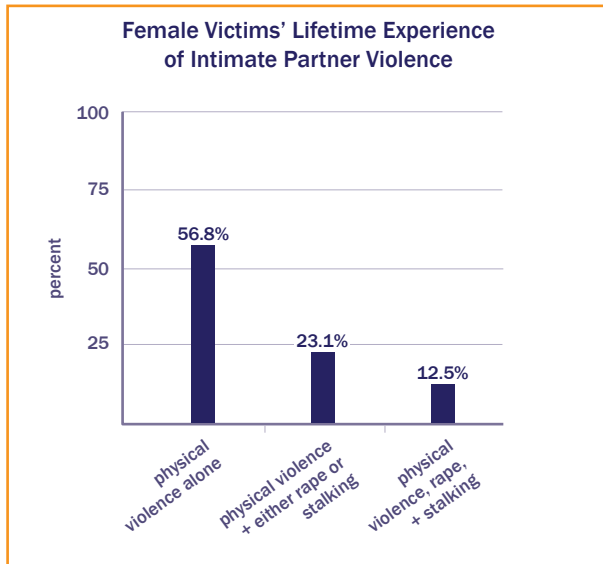
⁸ *Ibid.*, 23.

⁹ Michelle Black et al., *The National Intimate Partner and Sexual Violence Survey: 2010 Summary Report*, (Atlanta, GA: National Center for Injury Prevention and Control, Centers for Disease Control and Prevention, 2011), 39, accessed September 27, 2012, http://www.cdc.gov/ViolencePrevention/pdf/NISVS_Report2010-a.pdf.

¹⁰ *Ibid.*, 44.

¹¹ *Ibid.*, 46.

- Rape, physical violence, and/or stalking by an intimate partner have resulted in injury to 15 percent of women and 4 percent of men during their lifetimes.¹²
- Violence in a relationship with an intimate partner caused 6 of 10 female and 1 of 6 male victims to be concerned for their safety.¹³
- Of female victims, 64 percent experienced violence by an intimate partner during their lifetimes. Of these women, 57 percent experienced physical violence alone, and 36 percent experienced physical violence in combination with another type of violence.¹⁴



¹² Ibid., 55.

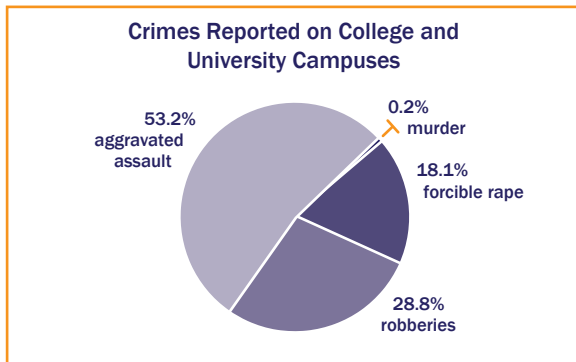
¹³ Ibid., 56.

¹⁴ Ibid., 41.

School and Campus Crime

Schools and college campuses—where young people spend part or all of their day—are often assumed to be safe places. Yet children 12 to 18 still experience and witness numerous acts of violence in their schools, negatively affecting their emotional security and education. They experience fighting, bullying, and property crimes; many students feel unsafe in school because of their sexual orientation, yet they often hesitate to report harassment to school officials. On college campuses—where young people face new pressures and dangers for the first time—students experience increasing targeted violence (attacks by known or knowable attackers) such as forcible rape, aggravated assault, and robberies, as enrollment in institutions of higher learning rises.¹ The majority of crimes—which are property crimes such as burglary and motor vehicle theft—take place on campuses rather than off campus.

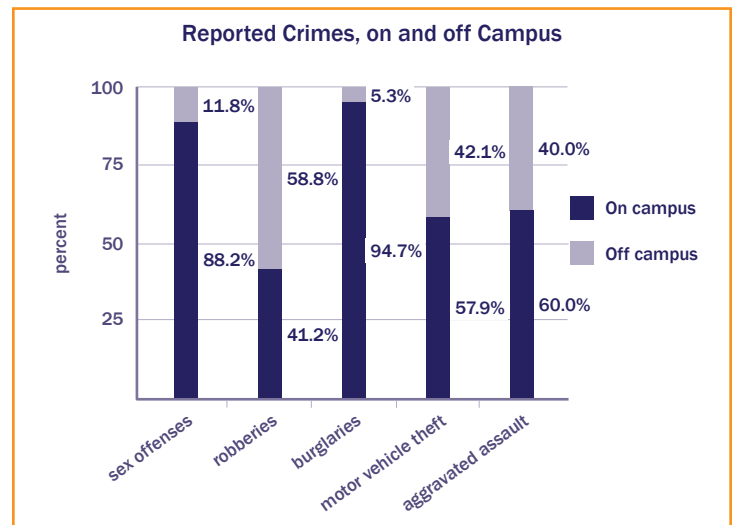
- In 2010, 92,695 crimes were reported to college and university campus police. Of these reported crimes, 97 percent were property crimes, and 3 percent were violent crimes.²
- Of the violent crimes reported on college and university campuses, 53 percent were aggravated assaults, 29 percent were robberies, 18 percent were forcible rapes, and 0.2 percent were murder or non-negligent manslaughter.³



- In nearly three-quarters of the incidents (73 percent) of targeted violence on college and university campuses, subjects targeted one or more specifically named individuals.⁴
- From 1909-2008, a majority of incidents of targeted violence occurred on campus (79 percent) while approximately one-fifth were off campus.⁵ When the incidents occurred inside a campus owned/operated building, more than one-half took place in dorm

rooms or apartments, offices, and instructional areas (such as classrooms), lecture halls, or laboratories.⁶

- In one study, from 1909 through 2008, there were 272 targeted violence incidents on campus. Subjects caused 281 deaths and injured 247 individuals. Of the deaths, at least 190 were students, and at least 72 were employees. Of the injured, at least 144 were students, and at least 35 were employees.⁷
- In 2010, of the aggravated assaults reported under the Clery Act,⁸ 60 percent were on campus and 40 percent were off campus.⁹
- Of the murders reported under the Clery Act in 2010, 17 occurred on campus, and 20 occurred off campus.¹⁰
- Of the sex offenses reported under the Clery Act in 2010, 88 percent were on campus and 12 percent were not on campus.¹¹
- Of the robberies reported under the Clery Act in 2010, 41 percent were on campus, and 59 percent were not on campus. Of the burglaries reported in the same period, 95 percent were on campus and 5 percent occurred off campus. Of motor vehicle thefts, 58 percent occurred on campus, while 42 percent were off campus.¹²



- Of property crimes, 86 percent were thefts, followed by burglaries at 12 percent, motor vehicle thefts at 2 percent, and arson at 0.3 percent.¹³

1 Diana A. Drysdale, William Modzeleski, and Andre B. Simons, *Campus Attacks: Targeted Violence Affecting Institutions of Higher Education*, (Washington, DC: U.S. Secret Service, U.S. Department of Homeland Security; Office of Safe and Drug-Free Schools, U.S. Department of Education; Federal Bureau of Investigation, U.S. Department of Justice, 2010) 1, 11, accessed October 18, 2012, <http://www.fbi.gov/stats-services/publications/campus-attacks/campus-attacks-pdf>.

2 Federal Bureau of Investigation, *Crime in the United States, 2010*, (Washington, DC: U.S. Department of Justice, 2011), calculated from data in Table 9, accessed October 18, 2012, <http://www.fbi.gov/about-us/cjis/ucr/crime-in-the-u.s/2010/crime-in-the-u.s.-2010/tables/10tbl09.xls/view>.

3 Ibid.

4 Drysdale, Modzeleski, and Simons, *Campus Attacks*, 9.

5 Ibid., 13.

6 Ibid., 14.

7 Ibid., 11, 17.

8 "Clery Act" refers to the Jeanne Clery Disclosure of Campus Security Policy and Campus Crime Statistics Act, which requires campuses to keep records and disclose all incidents of campus crime to the federal government. *The Handbook for Campus Safety and Security Reporting*, (Washington, DC: U.S. Department of Education, 2011) 1, accessed October 24, 2012, <http://www2.ed.gov/admins/lead/safety/handbook.pdf>.

9 *The Campus Safety and Security Data Analysis Cutting Tool*, (U.S. Department of Education), based on calculations, accessed October 18, 2012, <http://ope.ed.gov/security>.

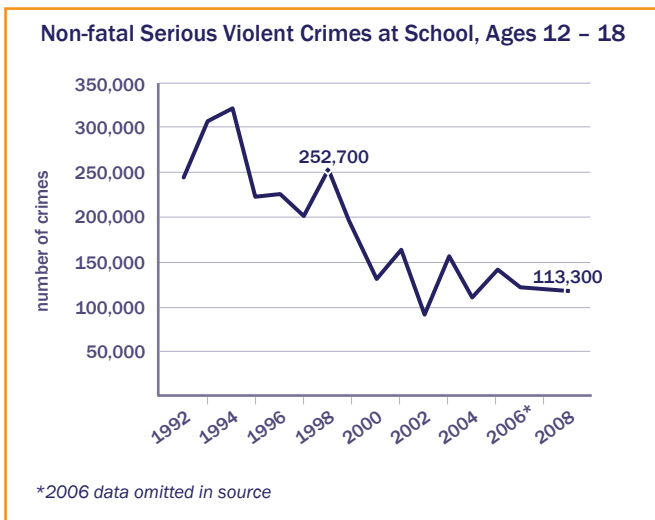
10 Ibid.

11 Ibid.

12 Ibid.

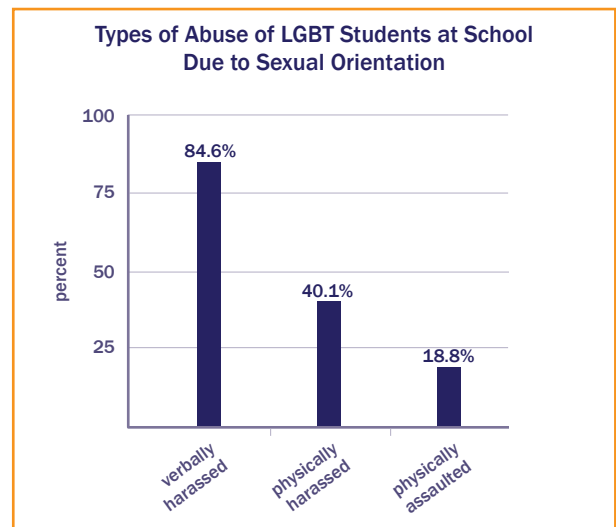
13 Federal Bureau of Investigation, *Crime in the United States, 2010*, calculated from data in Table 9.

- Hate and bias crimes reported on school and college campuses made up 11 percent of all hate and bias crimes reported in the United States in 2009.¹⁴
- In one survey, 30 percent of respondents had missed at least one day of school in the past month because they felt unsafe or uncomfortable in 2009.¹⁵
- In the 2007 to 2008 school year, 17 percent of all public schools reported one or more serious violent crimes such as rape, sexual battery other than rape, robbery with or without a weapon, threat of physical attack with a weapon, or fight or physical attack with a weapon.¹⁶
- During the 2007-2008 school year, 94 percent of both middle and high schools reported violent incidents at school, compared to 65 percent of elementary (primary) schools.¹⁷
- In 2008, students ages 12 to 18 were victims of 113,300 non-fatal serious violent crimes at school, which was a 55 percent decrease from the number of serious violent crimes in 1998.¹⁸



- In 2009, 31 percent of students in grades 9 through 12 reported they had been in a physical fight anywhere at least one time during the previous 12 months, and 11 percent said they had been in a fight on school property during the previous 12 months.¹⁹

- In 2009, 18 percent of students in grades 9 through 12 had carried a weapon in the previous 30 days. In the same year, about 6 percent of students had carried a gun.²⁰
- For school-age youth (5 to 18) in the 2008 to 2009 school year, there were 15 homicides at school.²¹
- In 2009, 8 percent of students in grades 9 through 12 reported having been threatened or injured with a weapon on school property.²²
- In 2009, 23 percent of students in grades 9 through 12—including 26 percent of males and 19 percent of females—reported that drugs had been made available to them on school property during the previous 12 months.²³
- In 2007, 23 percent of students ages 12 to 18 reported that gangs were present at their schools,²⁴ and 32 percent of students ages 12 to 18 reported having been bullied at school.²⁵
- In a 2009 study that included youth in grades 6 through 12, 61 percent of lesbian, gay, bisexual, or transgender (LGBT) respondents said they felt unsafe in school because of their sexual orientation, and 40 percent felt unsafe because of their gender expression.²⁶
- In 2009, 85 percent of LGBT youth respondents had been verbally harassed at school because of their sexual orientation, 40 percent had been physically harassed (e.g., pushed or shoved), and 19 percent had been physically assaulted because of their sexual orientation.²⁷



¹⁴ Ibid., calculated from data in Table 10, accessed October 18, 2012, http://www2.fbi.gov/ucr/hc2009/data/table_10.html.

¹⁵ Joseph G. Kosciw et al., *The 2009 National School Climate Survey: The Experiences of Lesbian, Gay, Bisexual, and Transgender Youth in Our Nation's Schools*, (New York: GLSEN, 2010), xvii, accessed October 18, 2012, http://www.glsen.org/binary-data/GLSEN_ATTACHMENTS/file/000/001/1675-2.pdf.

¹⁶ Samantha Neiman, Jill F. DeVoe, and Kathryn Chandler, *Crime, Violence, Discipline, and Safety in U.S. Public Schools: Findings From the School Survey on Crime and Safety: 2007-08*, (Washington DC: National Center for Education Statistics, Institute of Education Sciences, U.S. Department of Education 2009), Table 1, accessed October 18, 2012, <http://nces.ed.gov/pubs2009/2009326.pdf>.

¹⁷ Ibid.

¹⁸ Simone Robers et al., *Indicators of School Crime and Safety: 2010*, (Washington, DC: National Center for Education Statistics, U.S. Department of Education; Bureau of Justice Statistics, U.S. Department of Justice, 2010), calculated from data on p. 90, accessed October 18, 2012, <http://nces.ed.gov/pubs2011/2011002.pdf>.

¹⁹ Ibid., v.

²⁰ Centers for Disease Control and Prevention, "Youth Risk Behavior Surveillance—United States, 2009," *Surveillance Summaries* (Atlanta, GA: U.S. Department of Health and Human Services), 59, no. 5 (2010): 45, Table 8, accessed October 18, 2012, <http://www.cdc.gov/mmwr/pdf/ss/ss5905.pdf>.

²¹ Robers, *Indicators of School Crime and Safety*, 2010, iii, 7.

²² Ibid., iii, iv.

²³ Ibid., 36.

²⁴ Ibid., 34.

²⁵ Ibid., 42.

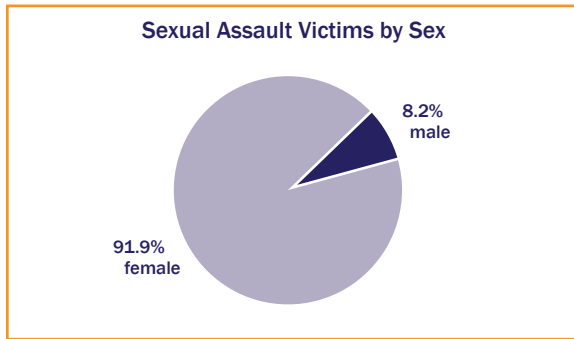
²⁶ Kosciw, *The 2009 National School Climate Survey*, xvi.

²⁷ Ibid., xvi.

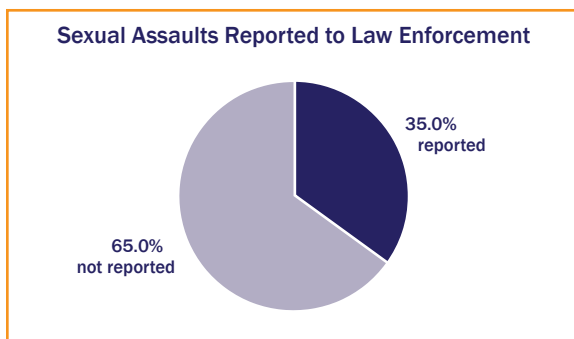
Sexual Violence

Sexual violence encompasses a variety of criminal acts, ranging from sexual threats to unwanted contact to rape. These crimes are extremely underreported because of the stigma associated with sexual assault—and are therefore difficult to count in official statistics. Forcible rapes known to law enforcement have declined sharply since 1979, when they were at an all-time high.¹ Nevertheless, the recent National Intimate Partner and Sexual Violence Survey shows that sexual violence, in many forms, remains pervasive and traumatizing to its victims. Most of these crimes are committed by males against females, and by offenders who are known to victims.

- In 2010, victims ages 12 or older experienced a total of 188,380 rapes or sexual assaults.²
- In 2010, 92 percent of rape or sexual assault victims were female.³



- Of female rape or sexual assault victims in 2010, 25 percent were assaulted by a stranger, 48 percent by friends or acquaintances, and 17 percent by intimate partners.⁴
- In 2010, 35 percent of rapes or sexual assaults were reported to law enforcement.⁵

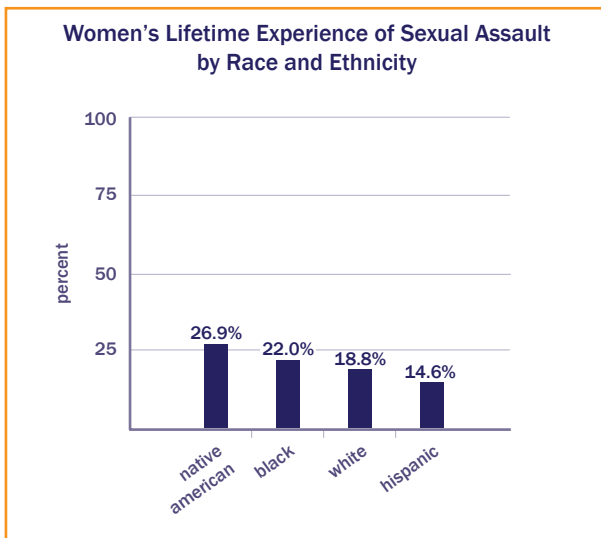


1 Bureau of Justice Statistics, "National Crime Victimization Survey, Violent Crime Trends, 1973-2008," *Key Facts at a Glance*, (Washington, DC: U.S. Department of Justice, 2010), accessed September 5, 2012, <http://bjs.ojp.usdoj.gov/content/glance/tables/viortrdtab.cfm>.
 2 Jennifer L. Truman, *Criminal Victimization, 2010*, (Washington, DC: Bureau of Justice Statistics, U.S. Department of Justice, 2011), Table 1, accessed September 10, 2012, <http://bjs.ojp.usdoj.gov/content/pub/pdf/cv10.pdf>.
 3 Ibid., calculated from data in Table 5.
 4 Ibid.
 5 Ibid., 6.

- In 2010, forcible rapes accounted for 7 percent of violent crimes reported to law enforcement.⁶
- In 2010, 0.2 percent of all arrests were for forcible rape.⁷
- During fiscal year 2010, there were 3,158 reports of sexual assault involving military service members—representing a 2-percent decrease from fiscal year 2009. Of these reports, 2,410 were "unrestricted"⁸ reports, which is a 4-percent decrease from fiscal year 2009.⁹
- In 2010, the Armed Services received 882 restricted¹⁰ reports of sexual assault, but at the request of the victim, 134 of these were converted from "restricted" to "unrestricted" reports, which allow an official investigation.¹¹
- In fiscal year 2010, 56 percent of unrestricted reports in the Armed Services involved service member-on-service member sexual assault.¹²
- In 2010, 40 percent of reported forcible rapes were cleared by law enforcement.¹³
- Just under 10 percent of former state prisoners reported having experienced sexual victimization during their most recent period of incarceration. Rates of inmate-on-inmate sexual victimization were more than 3 times higher for females (14 percent) than for males (4 percent).¹⁴
- A recent study found that, of a nationwide sample of 2,000 Latinas, 17 percent had been sexually assaulted at some point during their lifetime. The majority of these sexual assault victims (88 percent) had also experienced another type of victimization (physical, threat, stalking, or witnessing abuse).¹⁵

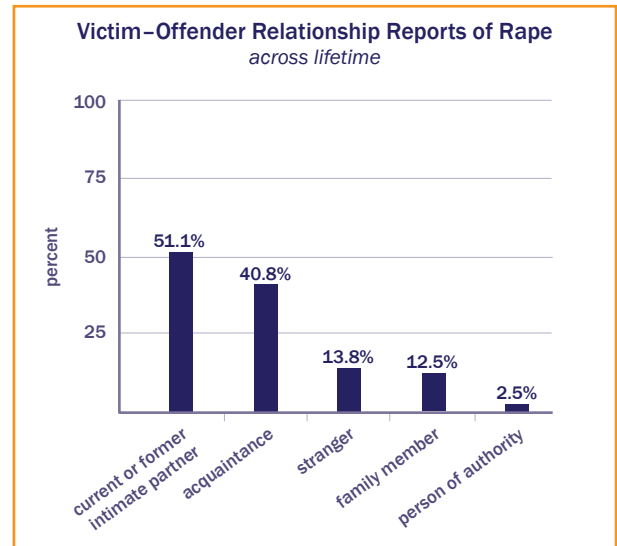
6 Federal Bureau of Investigation, *Crime in the United States, 2010*, (Washington, DC: U.S. Department of Justice, 2011), calculated from data in Table 1, accessed September 10, 2012, <http://www.fbi.gov/about-us/cjis/ucr/crime-in-the-u.s./2010/crime-in-the-u.s.-2010/tables/10tbl01.xls>.
 7 Ibid., calculated from data in Table 29, accessed September 10, 2012, <http://www.fbi.gov/about-us/cjis/ucr/crime-in-the-u.s./2010/crime-in-the-u.s.-2010/tables/10tbl29.xls>.
 8 Under the armed forces Sexual Assault Prevention and Response Program, "unrestricted" reporting involves a victim reporting the sexual assault to the military command and law enforcement; the crime will be investigated, and the offender may be prosecuted.
 9 *Department of Defense Annual Report on Sexual Assault in the Military, Fiscal Year 2010*, (Arlington, VA: Department of Defense, 2011), 64, accessed September 10, 2012, http://www.sapr.mil/media/pdf/reports/DoD_Fiscal_Year_2010_Annual_Report_on_Sexual_Assault_in_the_Military.pdf.
 10 Under the armed forces Sexual Assault Prevention and Response Program, "restricted" reporting involves a victim making a confidential report to specified sexual assault response personnel; the assault is not reported to the command or law enforcement; the crime will not be investigated or prosecuted; and the victim may receive specified support and medical services.
 11 *Department of Defense Annual Report on Sexual Assault in the Military*, 64.
 12 Ibid., 68.
 13 Federal Bureau of Investigation, *Crime in the United States 2010, "Offenses Cleared,"* accessed September 10, 2012, <http://www.fbi.gov/about-us/cjis/ucr/crime-in-the-u.s./2010/crime-in-the-u.s.-2010/clearances>.
 14 Allen J. Beck and Candace Johnson, *Sexual Victimization Reported by Former State Prisoners, 2008*, (Washington, DC: Bureau of Justice Statistics, U.S. Department of Justice, 2012), accessed September 10, 2012, <http://www.bjs.gov/content/pub/pdf/svrfsp08.pdf>.
 15 Carlos A. Cuevas and Chiara Sabina, "Final Report: Sexual Assault Among Latinas (SALAS) Study," (U.S. Department of Justice grant report, NCJ 230445, April 2010), accessed September 20, 2012, <http://www.ncjrs.gov/pdffiles1/nij/grants/230445.pdf>.

- Nearly 1 in 5—or 22 million—women in the United States have been raped in their lifetimes.¹⁶
- Approximately 1 in 71 men in the United States reports having been raped in his lifetime, which equals roughly 1.6 million men.¹⁷
- Non-contact, unwanted sexual experiences were the most common form of sexual violence experienced by both men and women; about 40 million women and 14 million men have had this experience during their lifetimes.¹⁸
- Approximately 1 in 5 black and white non-Hispanic women, and 1 in 7 Hispanic women have experienced rape at some point in their lives. More than one-quarter of women who identified as Native American/Alaska Native reported rape victimization in their lifetimes.¹⁹



- Between one-fifth and one-quarter of black, white, Hispanic, and American Indian/Alaska Native men experienced sexual violence other than rape in their lifetimes.²⁰
- More than one-quarter of male victims of completed rape (28 percent) were first raped when they were 10 years old or younger.²¹

- More than one-half of female victims of rape (51 percent) reported that at least one perpetrator was a current or former intimate partner.²²
- Of female victims, 41 percent reported having been raped by an acquaintance, while 13 percent reported having been raped by a family member. About 14 percent reported having been raped by a stranger.²³



- Three-quarters (75 percent) of female victims of sexual coercion reported perpetration by an intimate partner, and 46 percent of unwanted sexual contact victims reported perpetration by an acquaintance.²⁴
- Nearly 1 in 10 women (just over 9 percent) has been raped by an intimate partner in her lifetime.²⁵
- Of female victims of sexual violence other than rape, 92 percent reported only male perpetrators. Of male victims of the same type of victimization, 79 percent reported only female perpetrators.²⁶
- More than three-quarters of female victims of completed rape (80 percent) were first raped before their 25th birthday, with 42 percent experiencing their first completed rape before the age of 18.²⁷
- Of the women who reported a completed rape before the age of 18, 35 percent also experienced a completed rape as an adult, compared to 14 percent of the women who did not report being raped prior to age 18.²⁸ ★

¹⁶ Michele C Black et al., *The National Intimate Partner and Sexual Violence Survey: 2010 Summary Report*, (Atlanta, GA: National Center for Injury Prevention and Control, Centers for Disease Control and Prevention, 2011), 18, accessed September 10, 2012, http://www.cdc.gov/ViolencePrevention/pdf/NISVS_Report2010-a.pdf.

¹⁷ Ibid.

¹⁸ Ibid., 20.

¹⁹ Ibid.

²⁰ Ibid.

²¹ Ibid., 25.

²² Ibid., 21.

²³ Ibid.

²⁴ Ibid.

²⁵ Ibid., 39.

²⁶ Ibid., 24.

²⁷ Ibid., 25.

²⁸ Ibid.

Stalking is a complex crime that is often misunderstood and under-reported. Although the first stalking law was not passed until 1990, all 50 states and the District of Columbia currently have stalking laws. The statutes vary widely, however, and lack a common definition of stalking. Unlike other crimes that are defined as an incident, stalking is a course of conduct that may comprise individual acts that may—in isolation—seem benign or noncriminal. Knowledge about stalking has developed significantly, and research continues to yield important insights about the crime. Yet only three major national studies of crime have looked at stalking. The most recent, the newly published National Intimate Partner and Sexual Violence Survey (NISVS), provides data on the national scope and magnitude of the crime. This study supports earlier findings about its seriousness, expands our awareness of its prevalence, and underscores that more women than men are victimized by stalking.

- During a one-year period, 6.6 million people ages 18 or older in the United States were stalked.¹
- At some point in their lives, 16 percent of women and 5 percent of men have experienced stalking victimization in which they felt fearful or believed that that they or someone close to them would be harmed or killed. Of stalking victims, 76 percent were female and 24 percent were male.²

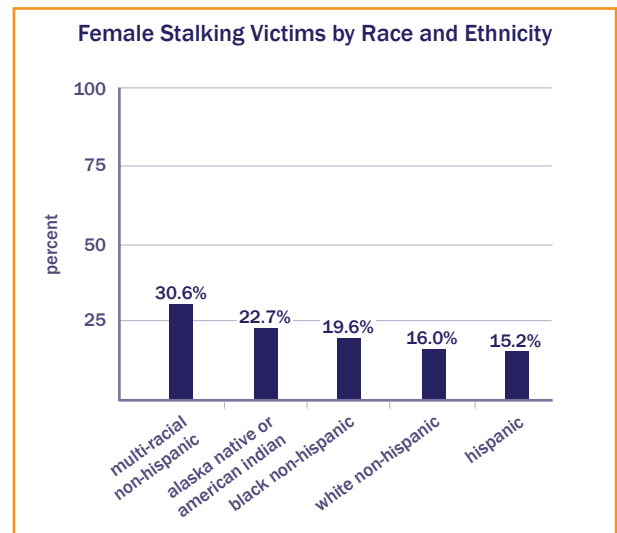


- At least 53 percent of female and 35 percent of male victims were stalked before the age of 25.³
- Twenty percent of female and 7 percent of male victims reported having experienced stalking as a minor (between the ages of 11 and 17).⁴

- Of female stalking victims, 83 percent reported having been stalked by a male perpetrator, and 9 percent by another female. For male victims, however, 44 percent reported having been stalked by a male, and 47 percent by a female.⁵



- Of women who reported having been stalked during their lifetime, 31 percent are multiracial non-Hispanic women, 23 percent are American Indian or Alaska Native women, 20 percent are black non-Hispanic women, 16 percent are white non-Hispanic women and 15 percent are Hispanic women.⁶



- In the lifetime reports of stalking among female victims, 66 percent were stalked by an intimate partner, while 13 percent were stalked by a stranger.⁷

¹ Michelle Black et al., *The National Intimate Partner and Sexual Violence Survey: 2010 Summary Report*, (Atlanta, GA: National Center for Injury Prevention and Control, Centers for Disease Control and Prevention, 2011), 29, 31, accessed August 30, 2012, http://www.cdc.gov/ViolencePrevention/pdf/NISVS_Report2010-a.pdf.

² Ibid., calculated from data on p. 2.

³ Ibid., 34.

⁴ Ibid.

⁵ Ibid., 33.

⁶ Ibid., 30.

⁷ Ibid., 32.

- Women who are victimized by an intimate partner are more likely to experience a combination of stalking, physical violence, and rape (13 percent of such victims), or stalking and physical violence (14 percent of such victims), than stalking alone (3 percent of such victims).⁸
- Of male stalking victims, 41 percent were stalked by an intimate partner while 19 percent were stalked by a stranger during their lifetime.⁹
- Stalking victims took a variety of protective actions, including changing their day-to-day activities (22 percent), staying with family (18 percent), installing call blocking or caller ID (18 percent), changing their phone number (17 percent), and changing their e-mail address (7 percent).¹⁰



- Thirty-seven percent of male and 41 percent of female stalking victimizations were reported to the police by the victim or someone else aware of the crime.¹¹
- Of stalking victims, 16 percent obtained a restraining, protection, or stay-away order.¹²
- Forty-six percent of stalking victims experienced at least one unwanted contact per week.¹³
- Seventy-six percent of intimate partner femicide (homicide of women) victims had been stalked by their intimate partner in the year prior to the femicide.¹⁴

- When asked to name their worst fear related to the stalking, 46 percent of stalking victims reported not knowing what would happen next, and 29 percent reported fearing the stalking would never stop.¹⁵



- One in 8 employed stalking victims lost time from work as a result of the victimization, and of those victims, more than one-half lost 5 days of work or more.¹⁶
- One in 7 stalking victims moved as a result of the victimization.¹⁷
- Of the victims in one state who experienced violations of their domestic violence orders (DVO), 59 percent experienced stalking 6 months before their DVO, while 49 percent experienced stalking 6 months after their DVO.¹⁸
- In one state, 45 percent of rural and 26 percent of urban women reported that stalking occurred during or around the time an emergency protective order (EPO) was filed.¹⁹
- In one state, 79 percent of protection order violators in urban areas were charged with stalking in addition to other crimes, compared to 26 percent in rural areas.²⁰ ★

⁸ Ibid., 41, Figure 4.1.

⁹ Ibid., 32.

¹⁰ Katrina Baum et al., *Stalking Victimization in the United States*, (Washington, DC: Bureau of Justice Statistics, U.S. Department of Justice, 2009), 6, Table 8, accessed August 31, 2012, <http://www.ovw.usdoj.gov/docs/stalking-victimization.pdf>.

¹¹ Ibid., 8.

¹² Ibid., 6, Table 9.

¹³ Ibid., 1.

¹⁴ Judith McFarlane et al., "Stalking and Intimate Partner Femicide," *Homicide Studies* 3, no. 4 (1999): 311, accessed August 31, 2012, <http://www.markwynn.net/stalking/stalking-and-intimate-partner-femicide-1999.pdf>.

¹⁵ Baum, *Stalking Victimization in the United States*, 7.

¹⁶ Ibid.

¹⁷ Ibid., 6.

¹⁸ T.K. Logan et al., *The Kentucky Civil Protective Order Study: A Rural and Urban Multiple Perspective Study of Protective Order Violation Consequences, Responses, and Costs*, (Lexington, KY: University of Kentucky, Department of Behavioral Science, 2009): 99, Table 36, accessed September 5, 2012, <https://www.ncjrs.gov/pdffiles1/nij/grants/228350.pdf>.

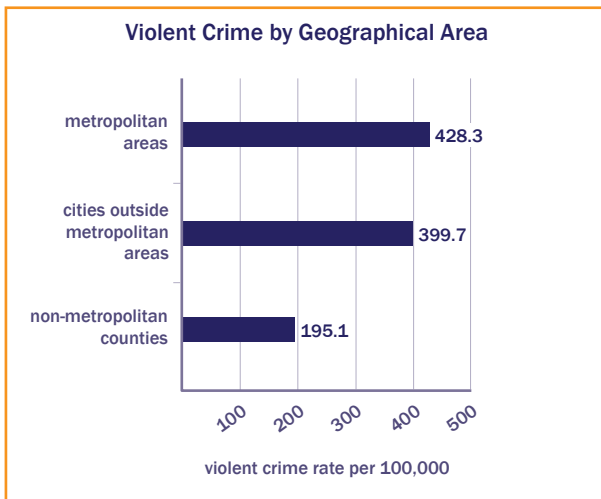
¹⁹ Ibid., 92, Table 29.

²⁰ Ibid.

Urban and Rural Crime

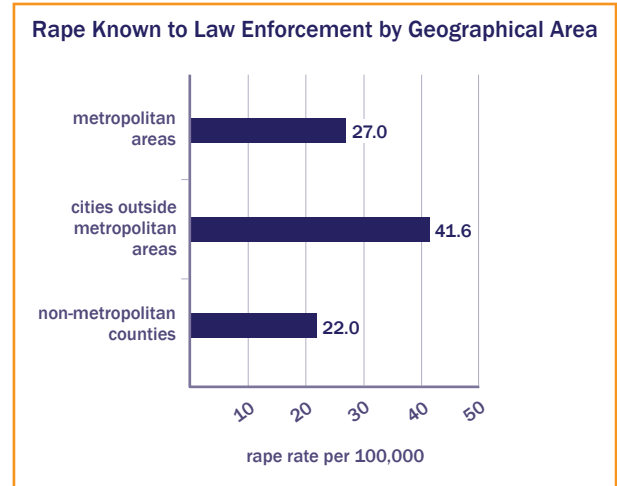
National aggregate crime statistics may mask important differences among subnational geographic areas throughout the country. Statistics show that crime rates in metropolitan areas, as well as the criminal justice response, differ significantly from those in suburban areas, cities outside metropolitan areas, and non-metropolitan counties. The uneven distribution of crime has implications for responding to crime, supporting victims, and allocating criminal justice system resources. As Americans become more mobile, it becomes increasingly important to understand the impact of geographic differences on crime rates and the ability of local criminal justice systems to enforce the law and protect citizens.

- The rate of violent crime known to law enforcement within metropolitan areas is 428.3 per 100,000 persons. The rate of violent crime per 100,000 persons in cities outside metropolitan areas is 399.7, and for non-metropolitan counties, it is 195.1.^{1,2}

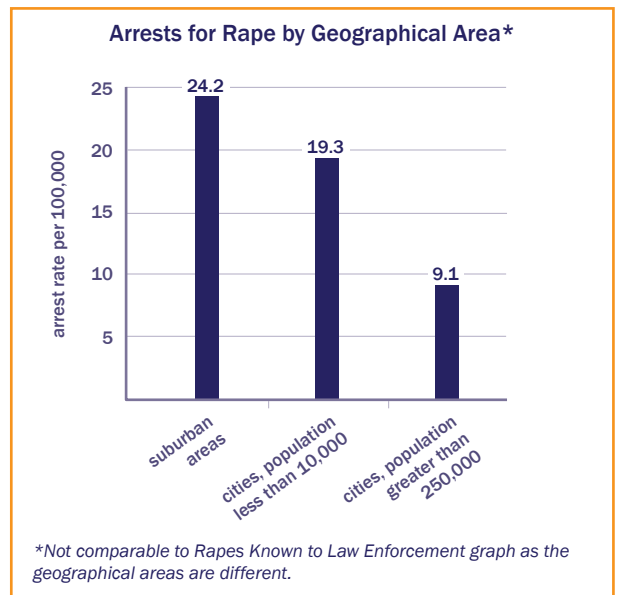


- Metropolitan cities had a murder and nonnegligent manslaughter rate known to law enforcement of 5.0 per 100,000 persons. Cities outside metropolitan areas had a murder and nonnegligent manslaughter rate of 3.6 per 100,000 persons while non-metropolitan counties had a rate of 3.2 per 100,000 persons.³

- Within metropolitan areas, the rate of forcible rape known to law enforcement was 27 per 100,000 persons. The rate of forcible rape in cities outside metropolitan areas was 41.6 per 100,000. Non-metropolitan counties had a rate of 22 per 100,000 persons.⁴



- In 2010, the rate of arrests for forcible rape was 6.5 per 100,000 inhabitants. In cities under 10,000 the rate was 19.3 per 100,000; in suburban areas, the rate was 24.2 per 100,000; and in large cities (populations 250,000 and over), the rate was 9.1 per 100,000.⁵



¹ Federal Bureau of Investigation, *Crime in the United States, 2010*, (Washington, DC: U.S. Department of Justice, 2011), Table 2, accessed October 10, 2012, <http://www.fbi.gov/about-us/cjis/ucr/crime-in-the-u.s/2010/crime-in-the-u.s.-2010/tables/10tbl02.xls>.

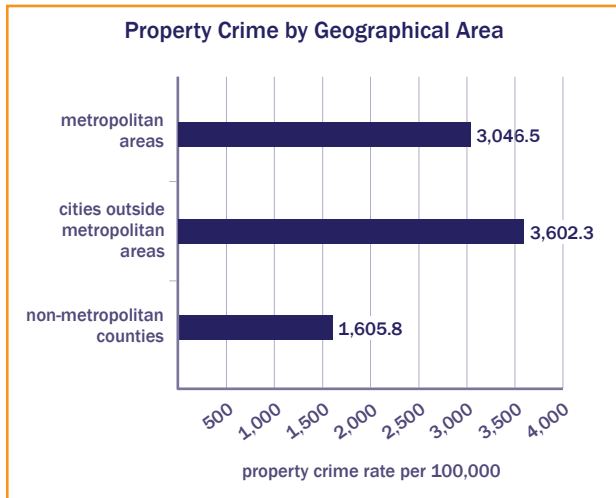
² As defined by the FBI, metropolitan areas are cities or urbanized areas of 50,000 or more inhabitants; cities outside metropolitan areas are incorporated areas; and non-metropolitan counties are unincorporated areas. Ibid., "Area Definitions," accessed October 10, 2012, <http://www.fbi.gov/about-us/cjis/ucr/crime-in-the-u.s/2010/crime-in-the-u.s.-2010/areadefinitions>.

³ Ibid., Table 2.

⁴ Ibid.

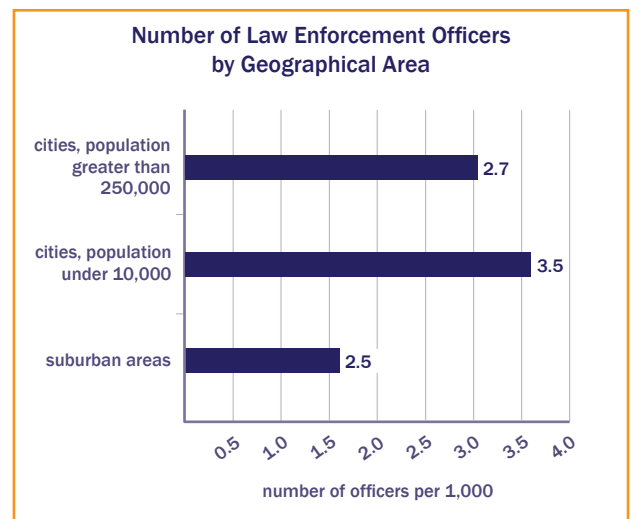
⁵ Ibid., Table 31, accessed October 10, 2012, <http://www.fbi.gov/about-us/cjis/ucr/crime-in-the-u.s/2010/crime-in-the-u.s.-2010/tables/10tbl31.xls>.

- Within metropolitan areas, the aggravated assault rate known to law enforcement was 260.3 per 100,000 persons. The rate of aggravated assault in cities outside metropolitan areas is higher at 297.3 per 100,000 persons.⁶
- Metropolitan areas have a robbery rate known to law enforcement of 136.0 per 100,000 persons, compared to a rate of 15.9 per 100,000 persons in non-metropolitan counties.⁷
- In 2011, a total of 5,086 bank robberies occurred as reported to law enforcement. Of these, 46 percent occurred in metropolitan areas, 34 percent occurred in small cities/towns, 18 percent occurred in suburban areas, and 2 percent occurred in rural areas.⁸
- In 2010, the property crime rate known to law enforcement in the United States was 2,941.9 per 100,000 persons.⁹
- Cities outside metropolitan areas had the highest property crime rate known to law enforcement—3,602.3 per 100,000 persons. Metropolitan areas had a property crime rate of 3,046.5 per 100,000 persons, and non-metropolitan counties had a property crime rate of 1,605.8 per 100,000.¹⁰



- The rate of burglaries known to law enforcement is highest in cities outside of metropolitan areas, at 819.9 per 100,000 persons. Burglaries in metropolitan areas occurred at a rate of 706.5 per 100,000 persons, and in non-metropolitan areas, they occurred at 559.7 per 100,000 persons.¹¹

- In 2010, the rate of larceny-theft per 100,000 persons known to law enforcement was highest in cities outside metropolitan areas at a rate of 2,643.5. Metropolitan areas had the second highest rate at 2,077.5, followed by non-metropolitan counties at a rate of 944.4 per 100,000 inhabitants.¹²
- In 2010, motor vehicle thefts known to law enforcement occurred at a rate of 101.7 per 100,000 inhabitants in non-metropolitan counties, 138.9 per 100,000 inhabitants in cities outside metropolitan areas, and 262.5 in metropolitan areas.¹³
- In 2010, cities with more than 250,000 inhabitants had 2.7 law enforcement officers per 1,000 inhabitants, cities under 10,000 had 3.5 law enforcement officers per 1,000 inhabitants, and suburban areas had 2.5.¹⁴



- In 2010—in cities larger than 250,000—83 percent of law enforcement officers were male and 17 percent were female. Cities under 10,000 people had 92 percent male officers and 9 percent female officers. The percentage of male and female officers in suburban areas was 89 percent and 11 percent, respectively.¹⁵ ★

⁶ Ibid., Table 2.

⁷ Ibid.

⁸ Federal Bureau of Investigation, "Bank Crime Statistics (BCS)," (Washington, DC: U.S. Department of Justice, 2012), accessed October 5, 2012, <http://www.fbi.gov/stats-services/publications/bank-crime-statistics-2011/bank-crime-statistics-2011>.

⁹ Federal Bureau of Investigation, *Crime in the United States, 2010*, Table 2.

¹⁰ Ibid.

¹¹ Ibid.

¹² Ibid.

¹³ Ibid.

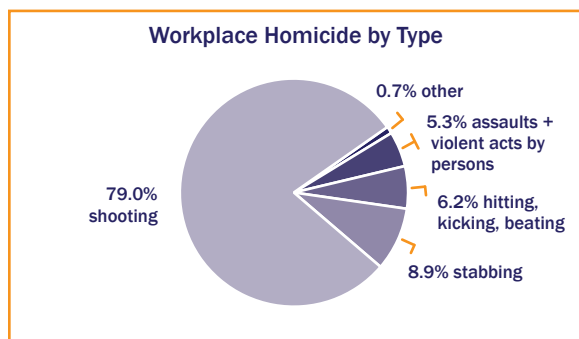
¹⁴ Ibid., Table 71, accessed October 10, 2012, <http://www.fbi.gov/about-us/cjis/ucr/crime-in-the-u.s./2010/crime-in-the-u.s.-2010/tables/10tbl71.xls>.

¹⁵ Ibid., Table 74, accessed October 10, 2012, <http://www.fbi.gov/about-us/cjis/ucr/crime-in-the-u.s./2010/crime-in-the-u.s.-2010/tables/10tbl74.xls>.

Workplace Violence

Millions of workers experience violence or the threat of violence in their workplaces every year. These crimes range from physical assaults to robbery and homicide. Although the numbers of such crimes have significantly declined in recent years, workplace violence is the second-leading cause of occupational injury. Workers in certain occupations—such as nurses, utility workers, taxi drivers, letter carriers, and especially those who work alone or at night—are particularly vulnerable. Unlike other crimes, the greatest proportions of these crimes are committed by strangers. The majority of workplace homicides are shootings committed by robbers. Decreasing the occurrence of these crimes is a growing concern for employers and employees nationwide.

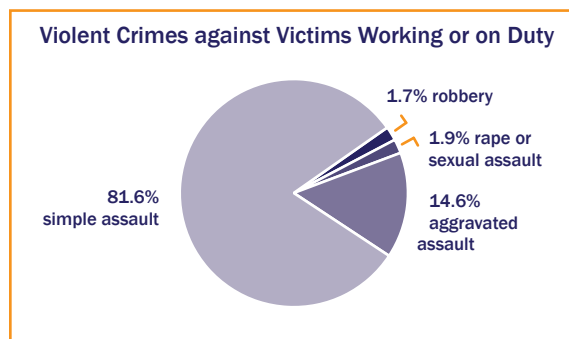
- In 2011, 458 workplace homicides occurred, a decrease from 518 in 2010 and 542 in 2009. Since 1993, the number of workplace homicides declined 57 percent from 1,068 to 458.¹
- Between 1997 and 2010, 79 percent of workplace homicides were shootings. Other homicides were the result of stabbing; hitting, kicking, and beating; assaults and violent acts by persons; and other means.²



- Homicide is the second-leading cause of fatal occupational injury, at 18 percent of such injuries.³
- Between 2005 and 2009, about 70 percent of workplace homicides were committed by robbers and other assailants, while about 21 percent were committed by work associates.⁴
- In 2011, 21 percent of female fatal work injuries were homicides.⁵ In 40 percent of these female workplace homicides, the perpetrators were relatives—almost all being a spouse or a

domestic partner.⁶ Only 9 percent of male fatal work injuries were homicides. In male workplace homicides, 2 percent of the perpetrators were relatives.⁷

- In 2011, 22 percent of female workplace homicides were committed during the commission of a robbery. Robbers were the most common assailants in workplace homicides of male workers.⁸
- Among workplace homicides that occurred between 2005 and 2009, about 28 percent involved victims in sales and related occupations, and about 17 percent involved victims in protective service occupations.⁹
- In 2011, 456 persons holding management positions were fatally injured in the workplace. Of this total, 108 fatalities resulted from violence and other injuries by persons or animals.¹⁰
- In 2008, 15 percent of all nonfatal violent crimes and of all property crimes were committed against victims who were at work or on duty at the time.¹¹
- Of the nonfatal violent crimes committed against victims who were working or on duty in 2008, 82 percent were simple assaults, 15 percent were aggravated assaults, 2 percent were rapes or sexual assaults, and 2 percent were robberies.¹²

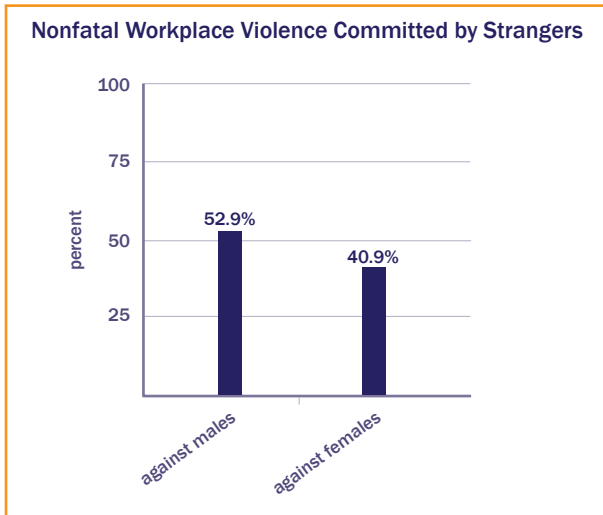


- From 2002 to 2009, the rate of nonfatal workplace violence declined by 35 percent, following a 62-percent decline in the rate from 1993 to 2002.¹³

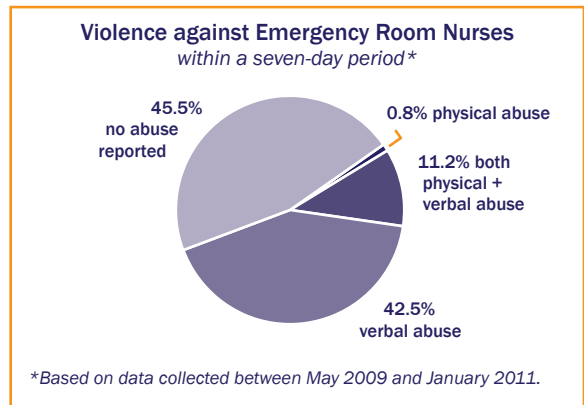
¹ Bureau of Labor Statistics, U.S. Department of Labor, "National Consensus of Fatal Occupational Injuries in 2011 (Preliminary Results)," News Release, January 12, 2012, 2, accessed October 12, 2012, <http://www.bls.gov/news.release/pdf/cfoi.pdf>.
² Bureau of Labor Statistics, "Homicide: Occupational Homicides by Selected Characteristics, 1997-2010," (Washington, DC: U.S. Department of Labor, 2012), *calculated from data on p. 1*, accessed September 27, 2012, http://www.bls.gov/iif/oshwc/cfoi/work_hom.pdf.
³ Bureau of Labor Statistics, U.S. Department of Labor, "National Consensus of Fatal Occupational Injuries in 2009 (Preliminary Results)," News Release, August 19, 2010, 7, accessed October 12, 2012, http://www.bls.gov/news.release/archives/cfoi_08192010.pdf.
⁴ Erika Harrell, *Workplace Violence: 1993-2009*, (Washington, DC: Bureau of Justice Statistics, U.S. Department of Justice, 2011), 1, accessed September 27, 2012, <http://www.bjs.gov/content/pub/pdf/wv09.pdf>.
⁵ Bureau of Labor Statistics, "National Consensus of Fatal Occupational Injuries in 2011," *calculated from data on p. 2*.

⁶ Ibid.
⁷ Ibid.
⁸ Ibid.
⁹ Harrell, *Workplace Violence: 1993-2009*, 1.
¹⁰ Bureau of Labor Statistics, "Table A-5. Fatal Occupational Injuries by Occupation and Event or Exposure, All U.S., 2011," (Washington, DC: U.S. Department of Labor, 2012), accessed October 16, 2012, <http://www.bls.gov/iif/oshwc/cfoi/cftb0263.pdf>.
¹¹ Bureau of Justice Statistics, *Criminal Victimization in the United States, 2008: Statistical Tables*, (Washington, DC: U.S. Department of Justice, 2010), *calculated from data in Table 64*, accessed September 27, 2012, <http://bjs.ojp.usdoj.gov/content/pub/pdf/cvus08.pdf>.
¹² Ibid.
¹³ Harrell, *Workplace Violence: 1993-2009*, 1.

- The average annual rate of workplace violence between 2005 and 2009 (5 violent crimes per 1,000 employed persons age 16 or older) was about one-third the rate of non-workplace violence (16 violent crimes per 1,000 employed persons age 16 or older) and violence against persons not employed (17 violent crimes per 1,000 persons age 16 or older).¹⁴
- Strangers committed the greatest proportion of nonfatal workplace violence against males (53 percent) and females (41 percent) between 2005 and 2009.¹⁵



- More than one-half (55 percent) of emergency nurses reported having experienced physical violence and/or verbal abuse from a patient and/or visitor during a seven-day calendar period in which the nurses worked an average of 36.9 hours.¹⁶
- Eleven percent of emergency nurses reported both physical and verbal abuse over a seven-day period—and 1 percent reported physical abuse—while 43 percent reported verbal abuse alone in the past seven days.¹⁷



- Of emergency room nurses who reported being victims of physical violence in the workplace, 62 percent experienced more than one incident of physical violence from a patient or visitor during a seven-day period.¹⁸ ★

¹⁴ Ibid.

¹⁵ Ibid.

¹⁶ Emergency Nurses Association, *Emergency Department Violence Surveillance Study*, (Des Plaines, IL: 2011), 16, accessed September 27, 2012, <http://www.ena.org/IENR/Documents/ENAEVSRReportNovember2011.pdf>.

¹⁷ Ibid.

¹⁸ Ibid., 16.



Section 7

ADDITIONAL RESOURCES



The Resource Guide provides a wealth of information, tools, and ideas to help you plan a meaningful observance of National Crime Victims' Rights Week. This final section features key online sources of accurate, current information about crime victim issues, a list of national organizations that have partnered to promote the Resource Guide, and a gallery of multimedia products that you can use to advance your educational outreach for National Crime Victims' Rights Week and all year long.

- **Online Resources**—Includes reliable facts, statistics, training opportunities, and other information assembled by the Office for Victims of Crime, Office of Justice Programs, U.S. Department of Justice, and the National Center for Victims of Crime.
- **NCVRW Resource Guide Partners**—Presents a list of 2013 partners who are joining us in our commitment to improving victims' rights and raising public awareness throughout the country. You can visit the websites of these organizations to help plan your own work or to find ideas for partners to broaden your own outreach.
- **OVC Gallery**—Includes an online collection of multimedia products featuring select posters, promotional materials, and artwork from past National Crime Victims' Rights Week observances. (Visit www.ovc.gov/gallery.) ★



Online Resources

This time-saving list of reliable websites includes practical, up-to-date information and services for crime victims and those who serve them. (When available, toll-free phone numbers are also provided.)

National Criminal Justice Reference Service (www.ncjrs.gov)

Administered by the Office of Justice Programs (OJP), U.S. Department of Justice, the National Criminal Justice Reference Service provides information on crime, victim assistance, substance abuse, and public safety to support research, policy, and program development worldwide. Trained content specialists are available to respond to inquiries and direct individuals to appropriate resources. Additional services include:

- 24-hour access to view and order OVC and other agency publications and resources online;
- A searchable knowledge-base of more than 125 victim-related [questions and answers](#);
- A database of [upcoming events](#);
- An online Library and searchable [Abstracts Database](#), featuring over 30,000 victim-related documents;
- The Justice Information (JUSTINFO) electronic newsletter containing agency resources, events, funding opportunities, and more.

NCJRS Contact Information:

- Phone: 800-851-3420 or 301-519-5500 (international callers); TTY 301-947-83741
- Online E-mail Contact Form: www.ncjrs.gov/App/QA/SubmitQuestion.aspx

OVC Resource Center (OVCRC) (www.ojp.gov/ovc/resourcecenter/index.html)

The Office for Victims of Crime Resource Center (OVCRC) at the National Criminal Justice Reference Service (NCJRS) is a comprehensive repository of information for crime victims and victim service providers.

With online services accessible 24 hours-a-day, OVCRC/NCJRS is the central clearinghouse for crime victim publications and reports from all OJP agencies: the Office for Victims of Crime, the National Institute of Justice, the Office of Juvenile Justice and Delinquency Prevention, the Bureau of Justice Statistics, the Bureau of Justice Assistance, and Office of Sex Offender Sentencing, Monitoring, Apprehending, Registering, and Tracking (SMART). OVCRC/NCJRS also disseminates information from the National Institute of Corrections.

OVCRC Contact Information:

- Phone: 800-851-3420 or 301-519-5500 (international callers); TTY 301-947-8374
- Online E-mail Contact Form: <http://ovc.ncjrs.gov/askovc>
- Order publications and resources online at: www.ncjrs.gov/App/Publications/AlphaList.aspx

OVC Training and Technical Assistance Center (OVC TTAC) (www.ovcttac.gov)

The Office for Victims of Crime Training and Technical Assistance Center (OVC TTAC) is focused on strengthening the capacity of victim assistance organizations across the country. In addition to providing customized training assistance and consulting services, OVC TTAC develops and produces workshops as part of a Training by Request program. The National Victim Assistance Academy, originally developed as an intensive one-week curriculum with separate tracks to meet the needs of service providers

at all levels, is now under redesign as a blended learning experience to be offered in late 2013.

OVC TTAC draws on the expertise of a network of consultants and seasoned victim service professionals with firsthand experience in designing and delivering customized responses to satisfy a variety of training and technical assistance needs. From its comprehensive database of experts, OVC TTAC provides developmental support, mentoring, and facilitation in such areas as program design and implementation, strategic planning, program management, evaluation, quality improvement, collaboration, and community coordination. OVC TTAC also supports the victim services community by providing technical assistance to the state Victim Assistance Academies, professional development and victim/survivor scholarships.

OVC TTAC Contact Information:

- Phone: 866-OVC-TTAC/866-682-8822;
TTY 866-682-8880
- E-mail: ttac@ovcttac.org

Ethics in Victim Services

(www.ovcttac.gov/ethics)

This downloadable version of the instructor-led *Ethics in Victim Services* training covers common ethical conflicts in providing victim services and how to resolve them by applying ethical standards and decision-making processes. The goal of the training is to increase self-awareness and understanding of how personal attitudes and beliefs influence responses to victims of crime.

Sexual Assault Advocate/Counselor Training (SAACT)

(www.ovcttac.gov/saact)

The Sexual Assault Advocate/Counselor Training (SAACT) is an OVC online, downloadable curriculum that uses case studies, role playing, slides, vignettes, and other interactive exercises to help practitioners increase their under-

standing of sexual assault and gain the skills needed to assist victims of sexual assault.

Victim Impact: Listen and Learn

(www.ovcttac.gov/victimimpact)

This downloadable curriculum is geared toward helping offenders become more aware of the impact of crime on victims, take responsibility for their actions, and begin to make amends.

Victim Assistance Training Online (VAT Online)

(www.ovcttac.gov/vatonline)

The OVC Victim Assistance Training Online (VAT *Online*) is a basic victim advocacy web-based training program that helps victim service providers and allied professionals acquire the basic skills and knowledge they need to better assist victims of crime. The training also provides specific information to help meet the needs of target populations.

Identity Theft Victim Assistance Online Training: Supporting Victims' Financial and Emotional Recovery

(www.ovcttac.gov/identitytheft)

This Identity Theft e-learning training is a user-friendly tool that provides victim service providers and allied professionals with the knowledge and skills they need to more effectively serve victims of identity theft, and assist with their financial and emotional recovery. The training includes a reference library of information on types of identity theft, the various forms and paperwork that may need to be completed, referral agencies and resources, and information on victims' rights. The training also includes three case studies that highlight different forms of identity theft. The training is structured so that participants assume the role of victim advocate and interact with victims during each phase of recovery.

OVC Online Directory of Crime Victim Services

(<http://ovc.ncjrs.gov/findvictimservices>)

The OVC Online Directory of Crime Victim Services, which lists more than 15,000 programs nationwide, helps crime victims and service providers locate non-emergency services in the United States and abroad. Add your program to the Directory and increase your program profile with providers and crime victims.

OVC National Calendar of Events

(<http://ovc.ncjrs.gov/ovccalendar>)

OVC's online National Calendar of Victim Assistance-Related events lists upcoming conferences, workshops, and notable victim assistance-related events. A special feature allows service providers and allied professionals to add their organizations' events to the calendar.

OVC HELP for Victim Service Providers Web Forum

(<http://ovc.ncjrs.gov/ovcproviderforum>)

The OVC Web Forum gives victim service providers and allied professionals a unique opportunity to tap into a national support network, learn about cutting-edge issues and best practices, and gain peer insight through shared challenges and experiences. Through the Guest Host Session series, OVC makes national experts available each month to answer questions on a timely topic.

SART Toolkit: Resources for Sexual Assault Response Teams

(www.ovc.gov/sartkit)

This toolkit is a compilation of resources for communities that want to develop Sexual Assault Response Teams (SARTs)—coordinated teams of people who serve victims of sexual assault—and for communities that want to improve their SART responses. The toolkit reviews the basics, lays out the steps involved in putting together a

SART, describes how to retain focus on victims, highlights SART programs throughout the country, and includes sample resources to use when developing and evaluating a SART team.

Existe Ayuda Toolkit

(www.ovc.gov/pubs/existeayuda)

This toolkit includes replicable Spanish-language tools and resources to help improve the cultural competence of service providers and the accessibility of services for Spanish-speaking victims of sexual violence. Resources include Spanish terms related to sexual assault and trafficking; PowerPoint slides to use in presentations to promotoras (community health workers) and victim advocates; and a pocket card, handout, fact sheets, and scripts for public service announcements and outgoing answering machine messages.

VictimLaw

(<https://www.victimlaw.info>)

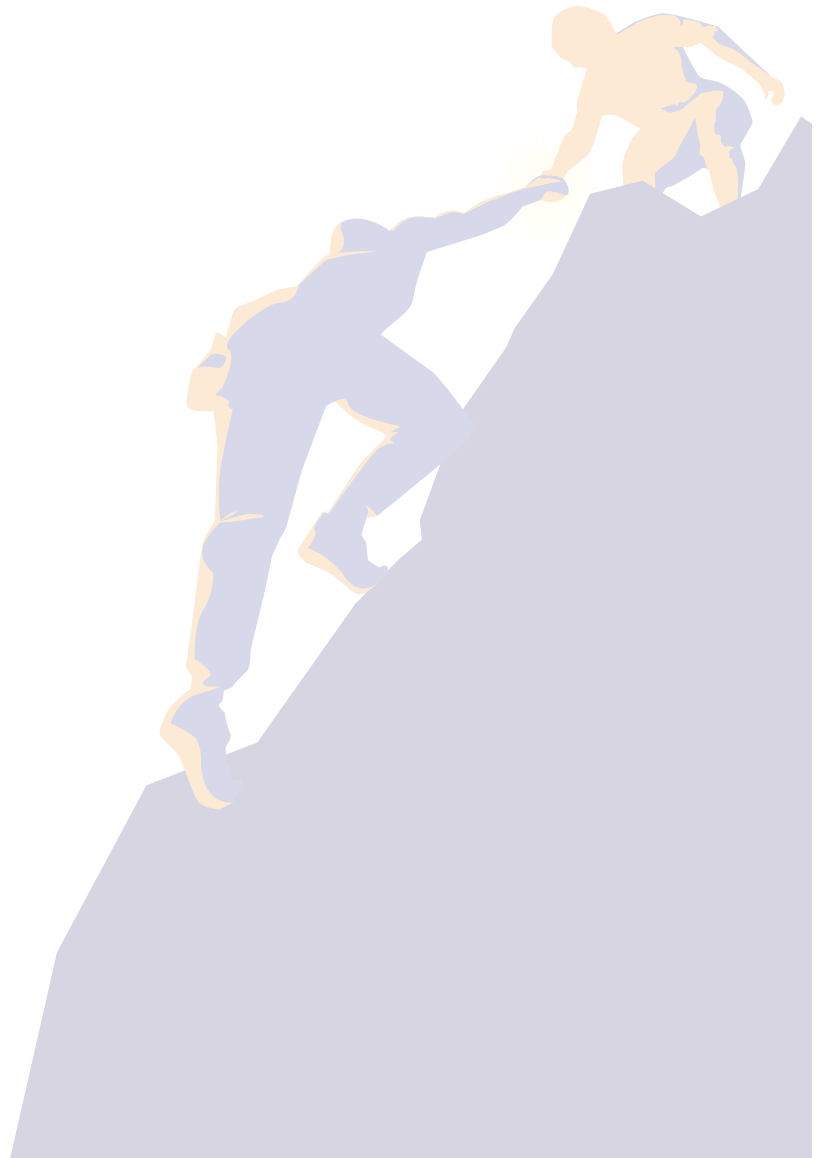
VictimLaw is a unique and groundbreaking resource offering the first comprehensive, online database of more than 20,000 victims' rights related legal provisions, including: federal and state victims' rights statutes, tribal laws, constitutional amendments, court rules, administrative code provisions, attorney general opinions, and case summaries of related court decisions. This user-friendly tool is available free of charge and provides instant access to a wide range of previously hard-to-find, regularly updated legal information.

National Center for Victims of Crime Website

(www.victimsofcrime.org)

This national advocacy organization supports victims of crime and those who serve them. It provides resources including an online "[Connect Directory](#)" of victim service providers and advocates, online "[Get Help](#)" bulletins on victim-specific issues, and outreach materials, legislative updates, practice information and reports for victim

service providers and allied professionals on a wide range of topics. [“Making Restitution Real: Five Case Studies on Improving Restitution Collection,”](#) is a publication funded by the Office for Victims of Crime. The website also features specific topical information in the [Stalking Resource Center](#), the [DNA Resource Center](#), and the [Youth Initiative](#), all of which offer national and regional training opportunities. (This site is not associated with OVC or NCJRS.) ★



Resource Guide Partners

The following national organizations are official partners of the *2013 National Crime Victims' Rights Week Resource Guide*. In addition to working with the Office for Victims of Crime, Office of Justice Programs, U.S. Department of Justice, and the National Center for Victims of Crime to promote the annual observance, each of the following organizations represents additional collaboration opportunities for the field and makes available a wide range of victim-related information that you may be able to integrate into your own outreach and public awareness initiatives.

American Correctional Association

206 North Washington Street, Suite 200
Alexandria, VA 22314

Phone: 800-222-5646
Fax: 703-224-0010
Website: www.aca.org
E-mail: execoffice@aca.org

The American Correctional Association is the oldest and largest international correctional organization in the world, composed of individuals, agencies, and organizations involved in all facets of the corrections field, and is dedicated to excellence in every aspect of the field.

American Probation and Parole Association

P.O. Box 11910
Lexington, KY 40578-1910

Phone: 859-244-8203
Fax: 859-244-8001
Website: www.appa-net.org
E-mail: appa@csg.org

The American Probation and Parole Association is an international association composed of members from the United States, Canada, and other countries actively involved with probation, parole, and community-based corrections, in both adult and juvenile sectors. All levels of government including local, state/provincial, legislative, executive, judicial, and federal agencies are counted among its constituents.

American Society of Victimology

Center for Peacemaking and Conflict Studies
Fresno Pacific University
1717 South Chestnut Avenue, #2202
Fresno, CA 93702

Phone: 559-453-3421
Fax: 559-252-4800
Website: <http://american-society-victimology.us>
E-mail: duane.ruth-heffelbower@fresno.edu

The American Society of Victimology advances the discipline of victimology by promoting evidence-based practice and by providing leadership in research and education.

Association of State Correctional Administrators

1110 Opal Court, Suite 5
Hagerstown, MD 21740

Phone: 301-791-2722
Fax: 301-393-9494
Website: www.asca.net
E-mail: lbock@asca.net

The Association of State Correctional Administrators was founded on the belief that each represented correctional jurisdiction is unique with regard to obligatory statutes, policies, structure, incarcerated populations, resources, and burning issues, but that similarities of purpose, responsibilities, principles, and challenges among its member jurisdictions unite them in a quest for public safety, secure and orderly facilities, and professionalism that can be achieved through sharing ideas and vigorously entering into collaborative efforts to persistently improve the corrections profession.

California State University, Fresno

Department of Criminology
2576 E. San Ramon Avenue, MS ST 104
Fresno, CA 93740-8029

Phone: 559-278-1012
Fax: 559-278-7265
Website: www.csufresno.edu
E-mail: ytahashi@csufresno.edu

The Department of Criminology at California State University, Fresno, has been a leader in providing academic-based programs for students, victim service practitioners, and allied professionals since 1984. The first academic program consisted of the Victim Services Certificate, followed by the B.S. in Victimology in 1992. Today, the Victimology program has 200 majors and continues to provide professional development programs throughout the United States. Courses are offered in a traditional classroom setting and in fully online formats.

Clery Center for Security On Campus

110 Gallagher Road
Wayne, PA 19087

Phone: 484-580-8754
Fax: 484-580-8759
Website: www.clerycenter.org
E-mail: soc@securityoncampus.org

The Clery Center for Security On Campus is a nonprofit 501(c)(3) organization whose mission is to prevent violence, substance abuse, and other crimes on college and university campuses across the United States, and to compassionately assist the victims of these crimes.

Colorado Organization for Victim Assistance

90 Galapago Street
Denver, CO 80223

Phone: 303-861-1160
Fax: 303-861-1265
Website: www.coloradocrimevictims.org
E-mail: nansutton@aol.com

The Colorado Organization for Victim Assistance (COVA) is a nonprofit, statewide membership organization with over 800 members and a mission to promote fairness and healing for crime victims, their families, and communities through leadership, education, and advocacy, while utilizing inclusivity and compassion to create solutions and positive change for crime victims. COVA's Annual Conference is its largest educational event. The 2-1/2 day conference generally draws 1,000 advocates, crime victims, district attorneys, law enforcement, and court services personnel who attend 72 educational sessions, three keynote addresses, and a variety of other events. The conference also includes five all-day, pre-conference, skill-building sessions on relevant topics. COVA produces the Victims Assistance Academy, which annually provides intensive victim service education to 35 victim service professionals. Additionally, COVA partners with community leaders and organizers to promote and produce public awareness events on specific topics, such as human trafficking and Colorado's event regarding the National Day of Remembrance for Homicide Victims.

Concerns of Police Survivors

P.O. Box 3199
Camdenton, MO 65020

Phone: 573-346-4911
Fax: 573-346-1414
Website: www.nationalcops.org
E-mail: cops@nationalcops.org

Concerns of Police Survivors, Inc. (COPS) provides resources to assist in the rebuilding of the lives of surviving families and co-workers of law enforcement officers killed in the line of duty. COPS also provides training to law enforcement agencies on survivor victimization issues and educates the public about the need to support the law enforcement profession and the survivors of fallen officers.

Crime Victim Study Center

Department of Criminal Justice
University of New Haven
300 Boston Post Road
West Haven, CT 06516

Phone: 203-479-4591
Fax: 203-931-6071
Website: www.newhaven.edu
E-mail: ttamborra@newhaven.edu

The University of New Haven's Department of Criminal Justice is actively involved in supporting victims of crime. The department mentors and educates students in the areas of victimology and victim's rights and services. The department has a Victim Services Administration concentration and is home to the Center for Victim Studies. In addition, the university-wide Victimology Club—which sponsors numerous victims' rights awareness events—is mentored by advisees from the Department of Criminal Justice.

Justice Solutions

720 7th Street, NW, Suite 300
Washington, DC 20001

Phone: 202-448-1710
Fax: 202-448-1723
Website: www.justicesolutions.org
E-mail: info@justicesolutions.org

Justice Solutions is a national nonprofit organization dedicated to enhancing rights, resources, and respect for victims and communities hurt by crime; enhancing governmental and societal responses to crime and its consequences on individuals and communities; and strengthening crime prevention initiatives in America. This mission is accomplished through the provision of education, training, and technical assistance; promoting research-to-practice as the foundation for public and justice-related policy development, and community safety and victim assistance programs; promoting sound public policy that enhances victims' rights and services, offender accountability, and community protection; and collaborating with others who share the organization's vision and goals.

Legal Momentum

395 Hudson Street, 5th Floor
New York, NY 10014

Phone: 212-413-7554
Fax: 212-226-1066
Website: www.legalmomentum.org
E-mail: news@legalmomentum.org

Legal Momentum is the nation's oldest legal defense and education fund dedicated to advancing the rights of all women and girls. Legal Momentum led the effort to pass the Violence Against Women Act, and currently chairs the National Task Force to End Sexual and Domestic Violence Against Women. Through impact litigation, Legal Momentum has expanded the rights of domestic violence and sexual assault victims who face discrimination in employment and housing. In addition, by educating professionals who work with sexual assault victims—especially judges, attorneys, and other justice system professionals—Legal Momentum combats gender bias in the judicial system.

Maryland Crime Victims' Resource Center, Inc.

1001 Prince George's Boulevard, Suite 750
Upper Marlboro, MD 20774

Phone: 301-952-0063
TTY: 877-VICTIM-1 (877-842-8461)
Website: www.mdcrimevictims.org
E-mail: deirdre@mdcrimevictims.org

The Maryland Crime Victims' Resource Center, Inc. provides free, comprehensive (legal, victim, and social work) services to crime victims throughout the state of Maryland that includes information and referrals, education about victims' rights, court accompaniment, direct legal representation in criminal court, limited legal services regarding identity theft and fraud, referral to pro bono lawyers for collateral matters upon financial qualification, individual and family counseling, peer grief support groups, and court preparation. Also, the Center advocates for crime victims' rights and laws.

Mothers Against Drunk Driving

511 East John Carpenter Freeway, Suite 700
Irving, TX 75062

Phone: 877-MADD-HELP (877-623-3435)
Fax: 972-869-2206
Website: www.madd.org
E-mail: victims@madd.org

Mothers Against Drunk Driving (MADD) is an organization of victims and non-victims determined to make a difference in the lives of those victimized by impaired driving crashes. MADD recognizes its fundamental responsibility as giving a voice to victims/survivors who have been affected. MADD's mission is to stop drunk driving, to support victims of this violent crime, and to prevent underage drinking. MADD offers victim services free of charge to victims/survivors, providing emotional support, information, and referrals.

National Association of Crime Victim Compensation Boards

P.O. Box 16003
Alexandria, VA 22302

Phone: 703-780-3200
Fax: 703-780-3261
Website: www.nacvcb.org
E-mail: dan.eddy@nacvcb.org

The mission of the National Association of Crime Victim Compensation Boards is to provide leadership, professional development, and collaborative opportunities to our members to strengthen their capacity to improve services to crime victims and survivors. We share a vision of working together so that every victim compensation program is fully funded, optimally staffed, and functioning effectively to help victims cope with the costs of crime. We provide information to victims, advocates, and other individuals and groups about how to access victim compensation.

National Association of Victim Service Professionals in Corrections

P.O. Box 3163
Lacey, WA 98509

Phone: 614-728-9950
Fax: 614-728-1976
Website: www.navspic.org
E-mail: karin.ho@ordc.state.oh.us

The National Association of Victim Service Professionals in Corrections is a national networking organization for anyone providing post-conviction services to crime victims. These services include—but are not limited to—victim notification, safety planning, and victim-offender dialogue.

National Association of VOCA Assistance Administrators

5702 Old Sauk Road
Madison, WI 53705

Phone: 608-233-2245
Fax: 815-301-8721
Website: www.navaa.org
E-mail: navaa@navaa.org
cap@navaa.org

The National Association of VOCA Assistance Administrators (NAVAA) represents the 56 state agencies designated to administer Victims of Crime Act (VOCA) victim assistance formula grants and advocates for improvement in the treatment of victims of all types of crimes. Under a cooperative agreement with OVC, NAVAA also administers the National Crime Victims' Rights Week Community Awareness Projects (<http://cap.navaa.org>).

National Center for Missing and Exploited Children

699 Prince Street
Alexandria, VA 22314

Phone: 703-224-2150
Fax: 703-224-2122
TTY/TTD: 800-826-7653
Website: www.missingkids.com

The National Center for Missing and Exploited Children (NCMEC) is a private, 501(c)(3) nonprofit organization that was created in 1984. The mission of the organization is to serve as the nation's resource on the issues of missing and sexually exploited children. The organization provides information and resources to law enforcement, parents, children (including child victims), as well as other professionals.

National Center on Elder Abuse Administration on Aging

University of California, Irvine
101 The City Drive South, Suite 835, Rt. 81, ZC 1150
Orange, CA 92868

Phone: 855-500-3537
Fax: 714-456-7933
Website: www.ncea.aoa.gov
www.centeronelderabuse.org
E-mail: ncea@uci.edu

The National Center on Elder Abuse (NCEA), directed by the U.S. Administration on Aging, is a resource center for professionals and advocates across disciplines involved in the prevention and response to elder abuse. NCEA supports the work of national, state, and local partners in their mission to ensure the safety and well-being of older Americans through training and technical assistance to state and community-based organizations. NCEA promotes professional development by highlighting promising practices and current research and fostering communication within and across disciplines. NCEA also provides referrals and information to members of the public seeking to assist elders.

National Children's Alliance

516 C Street, NE
Washington, DC 20002

Phone: 202-548-0090/800-239-9950
Fax: 202-548-0099
Website: www.nationalchildrensalliance.org
E-mail: cbrodsky@nca-online.org

National Children's Alliance provides training, support, technical assistance, and leadership on a national level to local children's and child advocacy centers and communities responding to reports of child abuse and neglect. A children's advocacy center is a child-focused, facility-based program in which representatives from many disciplines—including law enforcement, child protection, prosecution, mental health, medical and victim advocacy, and child advocacy—work together to conduct interviews and make team decisions about investigation, treatment, management, and prosecution of child abuse cases.

National Coalition Against Domestic Violence

One Broadway, Suite 210 B
Denver, CO 80203

Phone: 303-839-1852
TTY/TDD: 303-839-1681
Fax: 303-831-9251
Website: www.ncadv.org
E-mail: mainoffice@ncadv.org

The National Coalition Against Domestic Violence (NCADV) serves as a national information and referral center for the general public, media, battered women and their children, and allied and member agencies and organizations. NCADV sponsors national conferences on domestic violence, which provide a unique forum within the battered women's movement for networking, dialogue, debate, leadership development, and celebration. NCADV also serves to impact public policy and legislation which affect battered women and their children. NCADV's main office is located in Denver, Colorado and its public policy office is located in Washington, DC.

National Coalition of Anti-Violence Programs

240 West 35th Street, Suite 200
New York, NY 10001

Phone: 212-714-1184 x50
Fax: 212-714-2627
Website: www.avp.org/ncavp.htm
E-mail: info@ncavp.org

The National Coalition of Anti-Violence Programs works to prevent, respond to, and end all forms of violence against and within lesbian, gay, bisexual, transgender, queer, and HIV-affected (LGBTQH) communities. NCAVP is a national coalition of local member programs, affiliate organizations, and individuals who create systemic and social change. We strive to increase power, safety, and resources through data analysis, policy advocacy, education, and technical assistance.

National Crime Prevention Council

2001 Jefferson Davis Highway, Suite 901
Arlington, VA 22202

Phone: 202-466-6272
Fax: 202-296-1356
Website: www.ncpc.org
E-mail: webmaster@ncpc.org

The National Crime Prevention Council (NCPC) is a private, nonprofit, tax-exempt organization whose primary mission is to be the nation's leader in helping people keep themselves, their families, and their communities safe from crime. NCPC's strategic plan for 2007 through 2011 was centered on four goals: protect children and youth; partner with government and law enforcement to prevent crime; promote crime prevention and personal safety basics; and respond to emerging crime trends.

National Crime Victim Law Institute

310 SW 4th Avenue, Suite 540
Portland, OR 97204

Phone: 503-768-6819
Fax: 866-301-8794
Website: www.ncvli.org
E-mail: ncvli@lclark.edu

The National Crime Victim Law Institute (NCVLI) is a nonprofit research and educational organization dedicated to promoting a fair and balanced criminal justice system through legal education, scholarship, information resources, and legal advocacy. The only national organization dedicated to advancing victims' rights through legal assertion and enforcement in criminal courts, NCVLI is a nationally recognized repository of victims' rights law and analysis, and provider of substantive technical assistance to attorneys, victim advocates, courts, and others. NCVLI trains lawyers, victim advocates, and other criminal justice system professionals regarding enforcement of victims' rights, and also participates in amicus curiae (friend of the court) briefs in cases nationwide.

National Criminal Justice Association

720 Seventh Street, NW, 3rd Floor
Washington, DC 20001

Phone: 202-628-8550
Fax: 202-448-1723
Website: www.ncja.org
E-mail: info@ncja.org

The National Criminal Justice Association represents state, tribal, and local governments on crime prevention and crime control issues. Its members represent all facets of the criminal and juvenile justice community, from law enforcement, corrections, prosecution, defense courts, victim-witness services and education institutions to federal, state, and local elected officials. As the representative of state, tribal, and local criminal and juvenile justice practitioners, the NCJA works to promote a balanced approach to communities' complex public safety and criminal and juvenile justice system problems.

National District Attorneys Association

44 Canal Center Plaza, Suite 110
Alexandria, VA 22314

Phone: 703-549-9222
Fax: 703-836-3195
Website: www.ndaa.org
E-mail: ncpca@ndaa.org

The National Center for Prosecution of Child Abuse and the National Center for the Prosecution of Violence Against Women—programs of the National District Attorneys Association—serve prosecutors and allied professionals who address crimes of child abuse, child exploitation, human trafficking, domestic and sexual violence, stalking, and dating violence. The two centers provide training and support, including trial support, to those working to serve the survivors of these crimes and to bring offenders to justice. It also provides on-site training specifically tailored to the needs of allied organizations or groups.

National Network to End Domestic Violence

1400 16th Street NW, Suite 400
Washington, DC 20036

Phone: 202-543-5566
Fax: 202-543-5626
Website: www.nnedv.org
E-mail: nnedv@nnedv.org

The National Network to End Domestic Violence (NNEDV) is the leading voice for domestic violence victims and their advocates. As a membership and advocacy organization of state domestic violence coalitions, allied organizations, and supportive individuals, NNEDV works closely with its members to understand the ongoing and emerging needs of domestic violence victims and advocacy programs. Then, NNEDV makes sure those needs are heard and understood by policymakers at the national level. NNEDV offers a range of programs and initiatives to address the complex causes and far-reaching consequences of domestic violence. Through cross-sector collaborations and corporate partnerships, NNEDV offers support to victims of domestic violence who are escaping abusive relationships—and empowers survivors to build new lives.

National Organization for Victim Assistance

510 King Street, Suite 424
Alexandria, VA 22314

Phone: 703-535-6682
Fax: 703-535-5500
Website: www.trynova.org
E-mail: Use contact page on the website

Founded in 1975, the National Organization for Victim Assistance (NOVA) is a 501(c)(3) membership organization of victim/witness assistance programs and practitioners, crisis responders, criminal justice agencies and professionals, mental health professionals, researchers, former victims and survivors, and others committed to the recognition and implementation of victim rights and services. NOVA's mission is to promote rights and services for victims of crime and crisis. NOVA is the oldest national group of its kind in the victims' rights movement.

National Organization Of Parents Of Murdered Children, Inc.

4960 Ridge Avenue, Suite 2
Cincinnati, OH 45209
Satellite Office
P.O. Box 625
Phoenix, AZ 85003

Phone: 888-818-POMC (888-818-7662)
602-492-9205 (satellite office)
Fax: 513-345-4489
Website: www.pomc.org
E-mail: natlpomc@aol.com

The National Organization of Parents Of Murdered Children, Inc. (POMC) is the only national self-help organization dedicated solely to the aftermath and prevention of murder. POMC makes the difference through ongoing emotional support, education, prevention, advocacy, and awareness. POMC provides emotional support, information, and advocacy for any survivor of homicide; assists in keeping murderers in prison; assists in unsolved cases; and conducts prevention and awareness programs.

National Sexual Violence Resource Center

123 North Enola Drive
Enola, PA 17025

Phone: 877-739-3895
TTY/TTD: 717-909-0715
Fax: 717-909-0714
Website: www.nsvrc.org
E-mail: resources@nsvrc.org

The National Sexual Violence Resource Center (NSVRC) is a national information and resource hub relating to all aspects of sexual violence and its prevention. It provides training, technical assistance, statistics, expert referrals, extensive resource library, coordination of sexual assault awareness month, and other activities related to preventing all forms of sexual violence and related oppressions.

National Sheriffs' Association

1450 Duke Street
Alexandria, VA 22314

Phone: 703-836-7827
Fax: 703-683-6541
Website: www.sheriffs.org
E-mail: dariat@sheriffs.org

The National Sheriffs' Association (NSA) is a nonprofit organization with more than 20,000 members from the 3,079 sheriffs' offices across the United States, and also represents the interests of other law enforcement and public safety professionals. NSA has been providing law enforcement training and technical assistance for over 72 years in fulfillment of its mission to support and enhance the professionalism of those whose job it is to serve and protect.

Police Executive Research Forum

1120 Connecticut Avenue, NW
Washington, DC 20036

Phone: 202-454-8320
Fax: 202-466-7826
Website: www.policeforum.org
E-mail: sschnitzer@policeforum.org

Founded in 1976 as a nonprofit organization, the Police Executive Research Forum (PERF) is a police research organization and a provider of management services, technical assistance, and executive-level education to support law enforcement agencies. PERF helps to improve the delivery of police services through the exercise of strong national leadership; public debate of police and criminal justice issues; and research and policy development.

Rape, Abuse, and Incest National Network

National Sexual Assault Hotline
2000 L Street, NW, Suite 406
Washington, DC 20036

Phone: 202-587-5351
Fax: 202-544-3556
Website: www.rainn.org
E-mail: jenw@rainn.org

The Rape, Abuse, and Incest National Network (RAINN) is the nation's largest anti-sexual assault organization. RAINN operates the National Sexual Assault Hotline at 1-800-656-HOPE and the National Sexual Assault Online Hotline at www.rainn.org, and publicizes the hotline's free, confidential services; educates the public about sexual assault; and leads national efforts to prevent sexual assault, and improves services to victims.

Resource Guide Partners

Southwest Center for Law and Policy

475 South Stone Avenue
Tucson, AZ 85701

Phone: 520-623-8192
Fax: 520-623-8246
Website: www.swclap.org
E-mail: info@swclap.org

The Southwest Center for Law and Policy (SWCLAP) is a legal training and technical assistance provider for the Office on Violence Against Women, U.S. Department of Justice, on issues related to domestic and sexual violence, stalking, abuse of persons with disabilities, elder abuse, protection orders, and federal firearms violations in Indian Country. SWCLAP is the parent organization of the National Tribal Trial College (providing free litigation skills training for Indian Country prosecutors, law enforcement, courts, and advocates), SAFESTAR (Sexual Assault Forensic Examinations, Services, Training, Access, and Resources), and the National Indian Country Clearinghouse on Sexual Assault (NICCSA). SWCLAP delivers customized training and technical assistance on-site to American Indian/Alaska Native communities at low or no cost.

Tribal Law and Policy Institute

1619 Dayton Avenue, Suite 305
St. Paul MN 55104

Phone: 651-644-1125
Fax: 651-644-1157
Website: www.tlpi.org
E-mail: bonnie@tlpi.org

The Tribal Law and Policy Institute is a Native American owned and operated nonprofit corporation organized to design and deliver education, research, training and technical assistance programs which promote the enhancement of justice in Indian country and the health, well-being, and culture of Native peoples. Our mission is to enhance and strengthen tribal sovereignty and justice while honoring community values, protecting rights, and promoting well-being.

Unified Solutions Tribal Community Development Group, Inc.

1415 E. Guadalupe Road, Suite 105-A
Tempe, AZ 85283

Phone: 877-438-4400
Fax: 480-966-3599
Website: www.unified-solutions.org
Twitter: www.twitter.com/USTCDGI
Facebook: www.facebook.com/UnifiedSolutions
E-mail: training@unified-solutions.org
contact@unified-solutions.org

Unified Solutions is dedicated to providing training, technical assistance, and human services. In doing so, it advances justice, advocates for victims of crime, and ensures strategies that address challenges experienced by culturally diverse individuals, communities, and organizations.

Witness Justice

P.O. Box 2516
Rockville, MD 20847-2516

Phone: 301-846-9110
Website: www.witnessjustice.org
E-mail: info@witnessjustice.org

Witness Justice is a national nonprofit organization providing programs and advocacy for survivors of violence and trauma. Its work addresses gaps in services and support that survivors need in the aftermath.

The Office for Victims of Crime's **ONLINE GALLERY**, a collection of public awareness posters, promotional materials, and images from National Crime Victims' Rights Week (NCVRW), is available at **WWW.OVC.GOV/GALLERY**.

Packed with materials from previous years' NCVRW Resource Guides and OVC events, the site offers **FREE MATERIALS** for you to download and use in your outreach efforts throughout the year.

HIGHLIGHTS INCLUDE:

- **POSTERS** from the 2003 – 2012 National Crime Victims' Rights Week Resource Guides
- **PHOTOS** of NCVRW and other special events
- **NCVRW THEME VIDEOS** from 2005 – 2012
- **PHOTOS** and **BIOS** of award recipients
- Promotional **WEB BANNERS**
- And **MORE!**

A lifetime of savings can
disappear
overnight.



Millions are stolen every day from unsuspecting older adults by family members, caregivers, and trusted professionals.

If you are a victim of financial exploitation, call the **800-1116** or go online to the National Adult Protective Services **www.naps.org** to be connected with help in your area.

Don't stand by. Stand UP.



Bullies come in all shapes and sizes. Their behaviors can include threats or intimidation, gossip, demands for possessions or money, harassment, name-calling, or excluding the victim. Bullying can happen in person, online, or by phone or text.

If you or someone you know is being bullied, **say something**. Learn how at **www.stopbullying.gov**.



SPONSORED BY: U.S. DEPARTMENT OF JUSTICE • OFFICE OF JUSTICE PROGRAMS • OFFICE FOR VICTIMS OF CRIME



OFFICE FOR VICTIMS OF CRIME
WWW.OVC.GOV

Ayudamos a hacer de sus



- El derecho a **ser informado**.
- El derecho a **protección**.
- El derecho a **asistir a enjuiciamientos**.
- El derecho a **ser oído**.
- El derecho a **ser notificado**.
- El derecho a **restitución**.

Si usted es una víctima del delito, los proveedores de servicios para víctimas pueden ayudarle a mantenerse informado sobre fechas judiciales y otros eventos importantes, pedir órdenes de protección y confeccionar un plan de seguridad, acompañarlo al tribunal, preparar una declaración de impacto de víctima, solicitar compensación para víctimas, y ayudar de muchas otras maneras a hacer de sus derechos legales una realidad.

Estamos aquí para ayudarle. **¡Llámenos.**



SPONSORADO POR: DEPARTAMENTO DE JUSTICIA DE LOS EE.UU. • OFICINA DE PROGRAMAS DE JUSTICIA • OFICINA PARA VÍCTIMAS DEL DELITO



OFFICE FOR VICTIMS OF CRIME
WWW.OVC.GOV

Explore today!

FOR MORE, VISIT **WWW.OVC.GOV/GALLERY**